



Multilayer Diplexer

For 698-960MHz / 1710-2690MHz

DPX252690DT-5031A1

2.5x2.0mm [EIA 1008]*

* Dimensions Code JIS[EIA]

Multilayer Diplexer

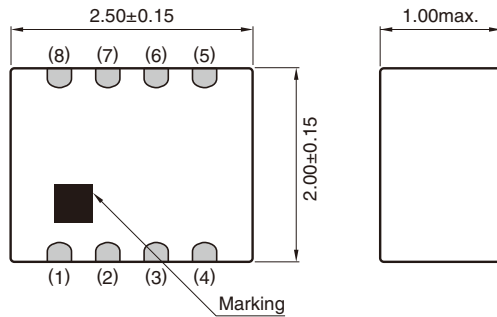
Conformity to RoHS Directive

For 698-960MHz / 1710-2690MHz

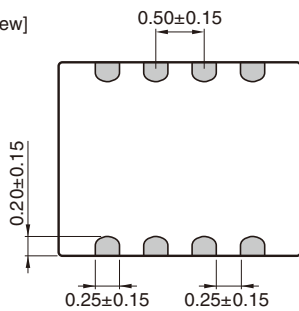
DPX252690DT-5031A1

SHAPES AND DIMENSIONS

[Top view]



[Bottom view]

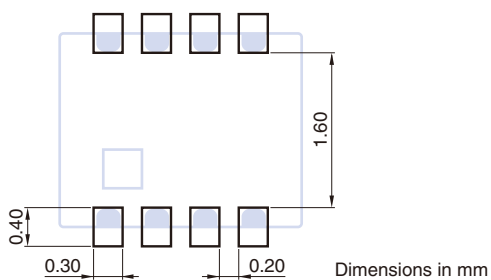


Terminal functions

1	GND
2	GND
3	Common
4	GND
5	High-band
6	GND
7	GND
8	Low-band

Dimensions in mm

RECOMMENDED LAND PATTERN



Dimensions in mm

RoHS Directive Compliant Product: See the following for more details related to RoHS Directive compliant products. <http://product.tdk.com/en/environment/rohs/>

- All specifications are subject to change without notice.
- Before using these products, be sure to request the delivery specifications.

DPX252690DT-5031A1

ELECTRICAL CHARACTERISTICS

LOW-BAND

Item	Frequency Range (MHz)	Min.	Typ.	Max.	
Insertion Loss (dB)	698 to 960	—	0.28	0.36	
	698 to 960	—	—	0.45 (–40 to +85°C)	
Return Loss (dB)	698 to 960	20	25	—	
	1574 to 1605	12	28	—	
	1648 to 1698	16	30	—	
	1760 to 1830	21	26	—	
	2472 to 2494	28	31	—	
	2495 to 2547	13	31	—	
	2640 to 2745	18	31	—	
	3296 to 3396	16	25	—	
	3520 to 3660	21	26	—	
	4120 to 4245	26	30	—	
	4400 to 4575	28	33	—	
	4944 to 5094	35	48	—	
	5280 to 5490	28	35	—	
	5768 to 5943	25	33	—	
	6160 to 6405	22	36	—	
Attenuation (dB)	6592 to 6792	22	27	—	
	7040 to 7320	15	18	—	
	7416 to 7641	12	14	—	
	7920 to 8235	4	10	—	
	Characteristic Impedance (Ω)			50 (Nominal)	

· Ta: +25±5°C

HIGH-BAND

Item	Frequency Range (MHz)	Min.	Typ.	Max.
Insertion Loss (dB)	1710 to 1980	—	0.42	0.60
	2025 to 2690	—	0.57	0.70
	1710 to 1980	—	—	0.70 (–40 to +85°C)
	2025 to 2690	—	—	0.80 (–40 to +85°C)
Return Loss (dB)	1710 to 2690	14	16	—
	698 to 960	24	27	—
	815 to 894	30	33	—
	3296 to 3396	0	10	—
	3420 to 3570	13	18	—
	3700 to 3820	12	22	—
	3840 to 3960	15	20	—
	4120 to 4245	14	20	—
	4400 to 4575	14	22	—
	4944 to 5094	21	34	—
	5130 to 5335	30	48	—
	5550 to 5730	30	43	—
	5760 to 5845	34	44	—
	5846 to 5940	17	39	—
	6160 to 6405	4	25	—
Characteristic Impedance (Ω)			50 (Nominal)	

· Ta: +25±5°C

- All specifications are subject to change without notice.
- Before using these products, be sure to request the delivery specifications.

DPX252690DT-5031A1

ELECTRICAL CHARACTERISTICS

COMMON

Item	Frequency Range (MHz)	Min.	Typ.	Max.
Isolation (dB)	698 to 915	25	27	—
	915 to 960	24	27	—
	1710 to 2690	25	27	—
	2112 to 2148	25	28	—
Characteristic Impedance (Ω)			50 (Nominal)	

· Ta: +25±5°C

TEMPERATURE RANGE

Operating temperature (°C)	Storage temperature (°C)
-40 to +85	-40 to +85

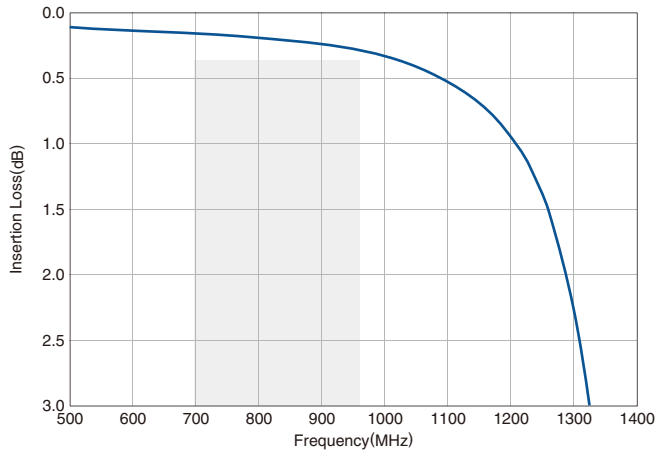
- All specifications are subject to change without notice.
- Before using these products, be sure to request the delivery specifications.

DPX252690DT-5031A1

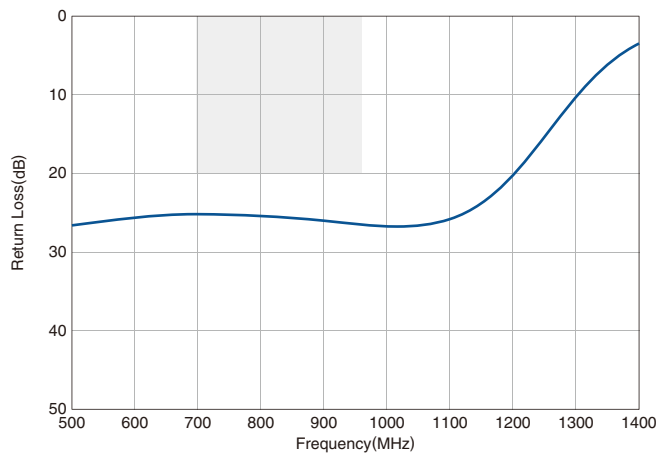
FREQUENCY CHARACTERISTICS

LOW-BAND

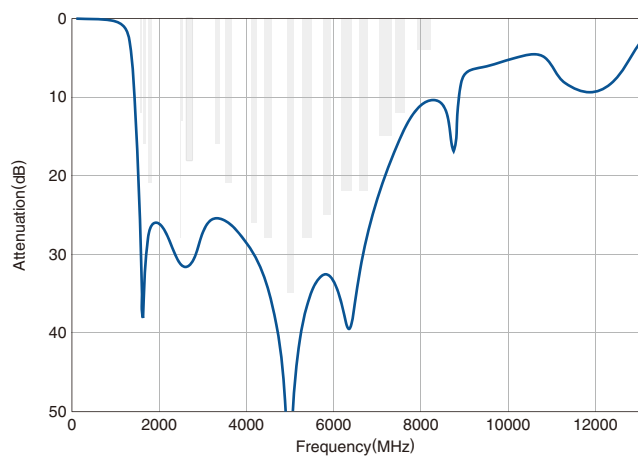
Insertion Loss



Return Loss

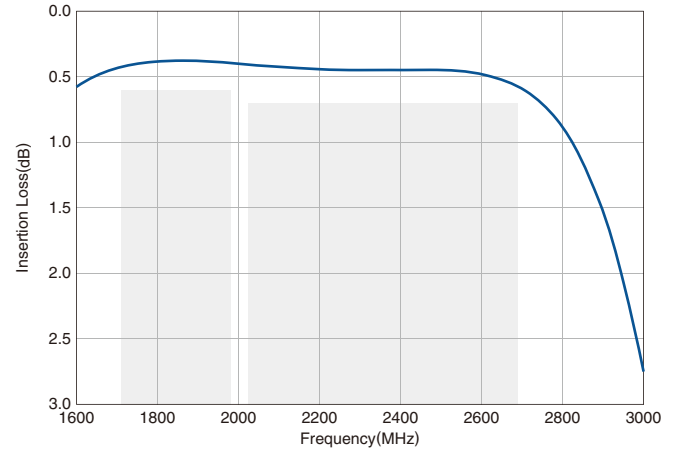


Attenuation

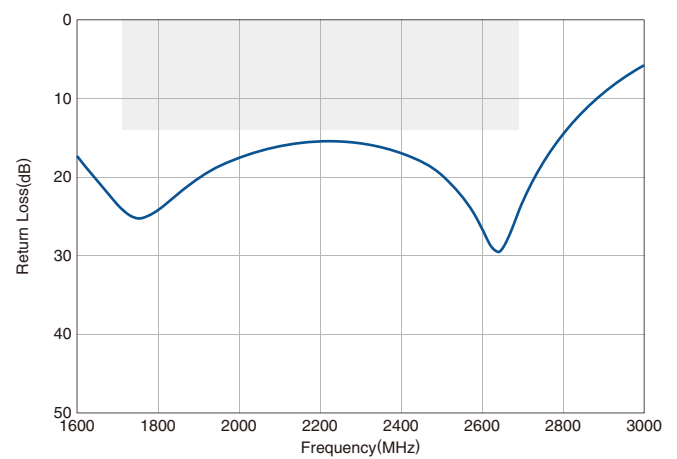


HIGH-BAND

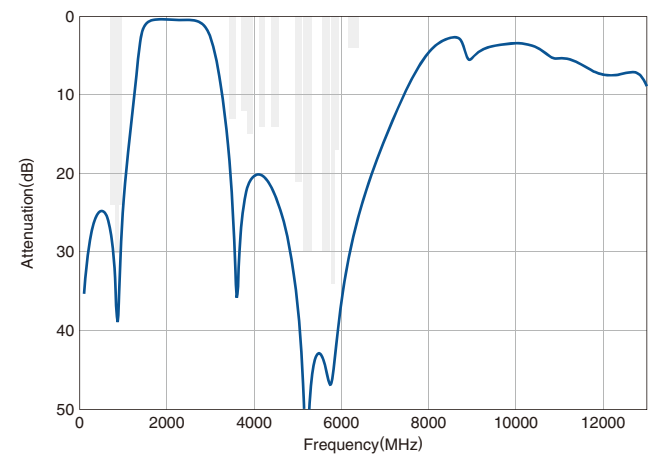
Insertion Loss



Return Loss



Attenuation



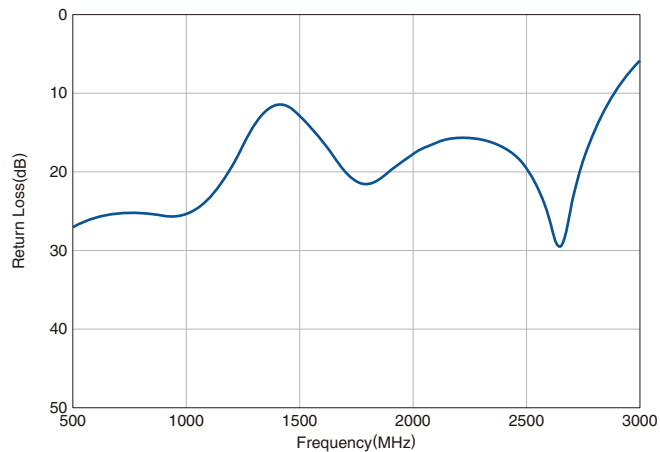
- All specifications are subject to change without notice.
- Before using these products, be sure to request the delivery specifications.

DPX252690DT-5031A1

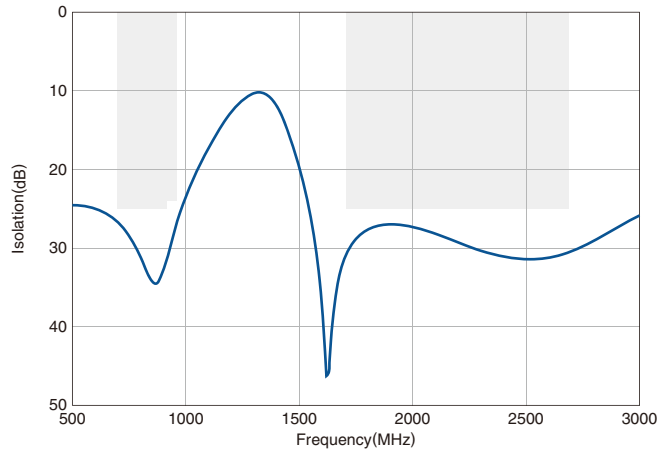
FREQUENCY CHARACTERISTICS

COMMON

Return Loss



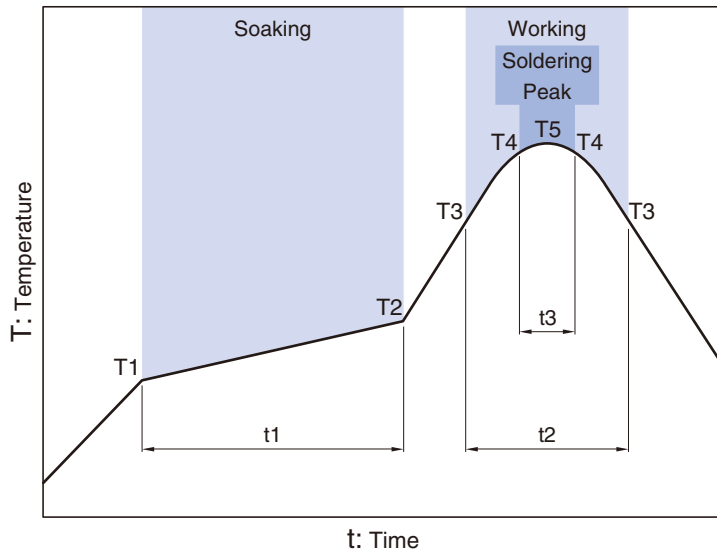
Isolation



- All specifications are subject to change without notice.
- Before using these products, be sure to request the delivery specifications.

DPX252690DT-5031A1

RECOMMENDED REFLOW PROFILE



Soaking			Working		Soldering Peak		
Temp.		Time	Temp.	Time	Temp.	Time	Temp.
T1	T2	t1	T3	t2	T4	t3	T5
150°C	180°C	60 to 120s	230°C	more than 30s	247 to 253°C	within 10s	260°C max.

- All specifications are subject to change without notice.
- Before using these products, be sure to request the delivery specifications.

REMINDERS FOR USING THESE PRODUCTS

Before using these products, be sure to request the delivery specifications.

SAFETY REMINDERS

Please pay sufficient attention to the warnings for safe designing when using these products.

REMINDERS

The products listed on this catalog are intended for use in general electronic equipment (AV equipment, telecommunications equipment, home appliances, amusement equipment, computer equipment, personal equipment, office equipment, measurement equipment, industrial robots) under a normal operation and use condition.

The products are not designed or warranted to meet the requirements of the applications listed below, whose performance and/or quality require a more stringent level of safety or reliability, or whose failure, malfunction or trouble could cause serious damage to society, person or property.

Please understand that we are not responsible for any damage or liability caused by use of the products in any of the applications below or for any other use exceeding the range or conditions set forth in this catalog.

- | | |
|---|--|
| (1) Aerospace/Aviation equipment | (8) Public information-processing equipment |
| (2) Transportation equipment (cars, electric trains, ships, etc.) | (9) Military equipment |
| (3) Medical equipment | (10) Electric heating apparatus, burning equipment |
| (4) Power-generation control equipment | (11) Disaster prevention/crime prevention equipment |
| (5) Atomic energy-related equipment | (12) Safety equipment |
| (6) Seabed equipment | (13) Other applications that are not considered general-purpose applications |
| (7) Transportation control equipment | |

When using this product in general-purpose applications, you are kindly requested to take into consideration securing protection circuit/equipment or providing backup circuits, etc., to ensure higher safety.