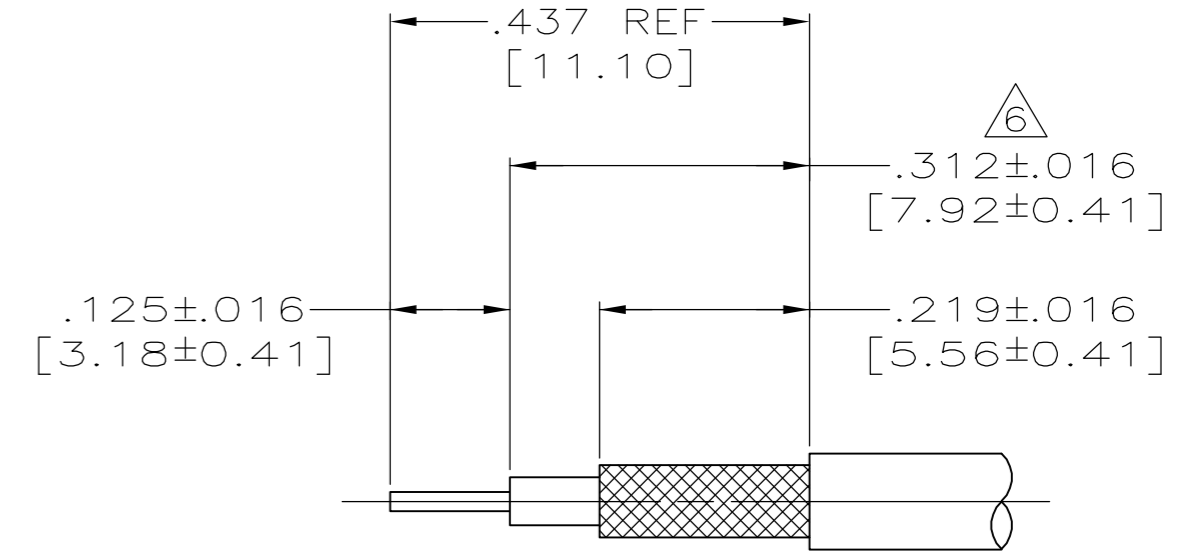
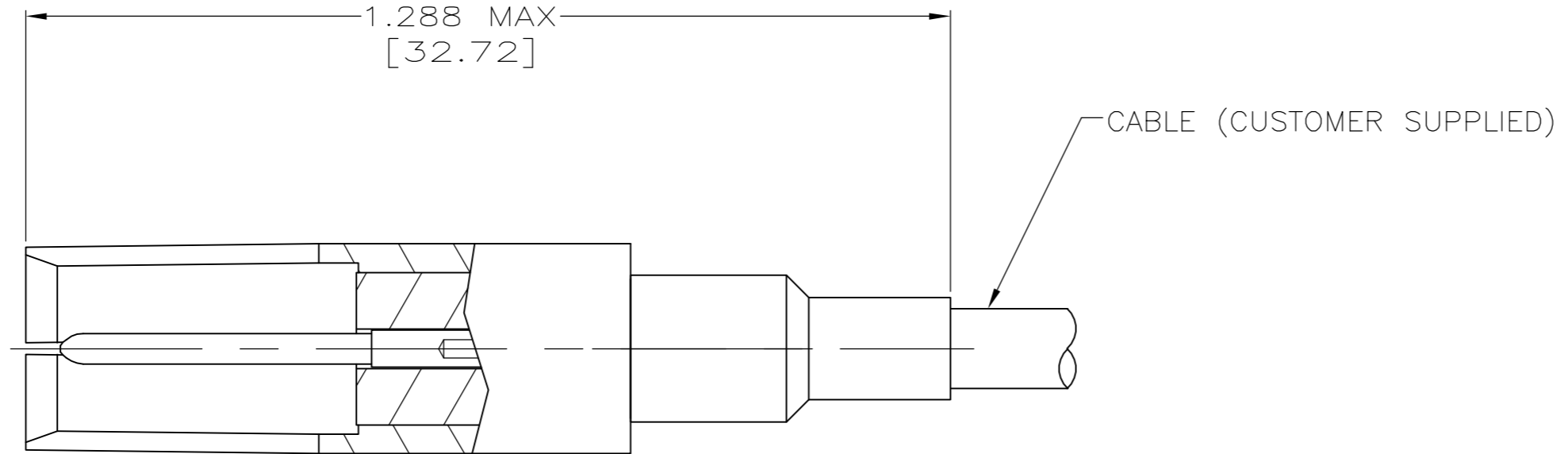


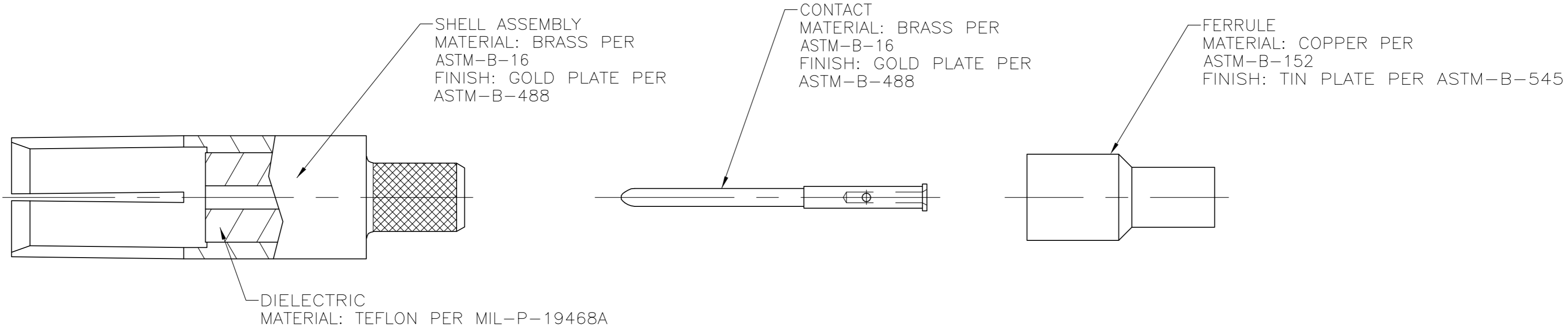
THIS DRAWING IS UNPUBLISHED. RELEASED FOR PUBLICATION - .N/A .  
 © COPYRIGHT N/A BY TYCO ELECTRONICS CORPORATION. ALL RIGHTS RESERVED.

LOC	DIST	REVISIONS					
DF	X0	P	LTR	DESCRIPTION	DATE	DWN	APVD
		A		RELEASED PER 0H14-0244-05	05-05	AA	RG

ASSEMBLED VIEW



RECOMMENDED STRIP LENGTH SCALE: N.T.S.



- FOR USE WITH RG-179/U OR 187/U CABLE.
- FERRULE CRIMPING TOOL: AMP TOOL 220066-1, CRIMP C.
- CONTACT CRIMPING TOOL: M22520/2-01 OR AMP TOOL NUMBER 1-601966-6, SETTING NUMBER 5. DANIELS POSITIONER PART NO. K345 OR AMP TOOL NO. 1-601966-6.
- SEE I.S.2348.
- DANIELS MANUFACTURING CORP  
2266 FRANKLIN ROAD  
BLOOMFIELD HILLS, MI 48013

6 OUTER JACKET OF CABLE MUST BE TRIMMED TO ALLOW PROPER INTER-PIN CONTACT LOCATION AFTER FERRULE CRIMP OPERATION.

7. PARTS SHIPPED UNASSEMBLED AND CABLE IS SUPPLIED BY CUSTOMER.

5-225791-4  
PART NO.

THIS DRAWING IS A CONTROLLED DOCUMENT.		DWN A.ANDERSON 03-MAY-05	Tyco Electronics Corporation Harrisburg, Pa 17105-3608
DIMENSIONS: INCHES		CHK R.GROSS 03-MAY-05	
TOLERANCES UNLESS OTHERWISE SPECIFIED:		APVD R.GROSS 03-MAY-05	NAME CONNECTOR, COAXIAL, RF SOCKET SIZE 5, ARINC (HEX CRIMP)
0 PLC ± - 1 PLC ± - 2 PLC ± - 3 PLC ± - 4 PLC ± - ANGLES ± -		PRODUCT SPEC APPLICATION SPEC	SIZE A2
MATERIAL SEE CALLOUTS		FINISH SEE CALLOUTS	CAGE CODE 00779
		WEIGHT -	DRAWING NO 5-225791-4
		CUSTOMER DRAWING	RESTRICTED TO -
		SCALE 5:1	SHEET 1 OF 1
			REV A

5-225791-4