




Series 0513 Pin-Line™ Socket Strips w/Collet Contacts & Solder Pin Tails

FEATURES

- Rows of Socket Strips may be Mounted on Any Centers and are End-to-end or Side-to-side Stackable for 0.100 [2.54] Grid or Matrix Patterns
- Available with Solder Pin Tails or Wire Wrap Pins
- Socket Strips can be Cut to the Desired Number of Positions with “break” Feature



GENERAL SPECIFICATIONS

- **BODY MATERIAL:** Black UL 94V-0 Glass-filled 4/6 Nylon
- **PIN BODY:** Brass 360 1/2-hard per UNS C36000 ASTM B16/B16M-05
- **PIN BODY PLATING:** 10µ [0.25µ] min. Au per MIL-G-45204 –OR– 200µ [5.08µ] min. 93/7 Sn/Pb per ASTM B545 –OR– 200µ [5.08µ] min. Sn per ASTM B545 Type 1 over 100µ [2.54µ] min. Ni per SAE AMS-QQ-N-290B
- **4-FINGER COLLET CONTACT:** BeCu per UNS C17200 ASTM B194-08
- **CONTACT PLATING:** 200µ [5.08µ] min. 93/7 Sn/Pb per ASTM B545 –OR– 200µ [5.08µ] min. Sn per ASTM B545 Type 1 –OR– 10µ [0.25µ] Au per MIL-G-45204 over 50µ [1.27µ] min. [1.27µ] Ni per SAE AMS-QQ-N-290 heavy 30µ [0.76µ]
- **CONTACT CURRENT RATING:** 3 amps
- **INSERTION FORCE:** 180g/pin, based on 0.018 [0.46] dia. test lead
- **WITHDRAWAL FORCE:** 90g/pin, based on 0.018 [0.46] dia. test lead
- **NORMAL FORCE:** 140g/pin, based on 0.018 [0.46] dia. test lead
- **OPERATING TEMPERATURE:** 221°F [105°C] for Sn and Sn/Pb; 257°F [125°C] for Au plating
- **ACCEPTS LEADS:** 0.015-0.025 [0.38-0.64] dia., 0.100-0.146 [2.54-3.71] long

MOUNTING CONSIDERATIONS

- **SUGGESTED PCB HOLE SIZE:** 0.030 ±0.002 [0.76 ±0.05] dia.

ORDERING INFORMATION

XX 0513-X XX XX

Additional Plating

- H = heavy Au on Collet
- T = Sn Collet/Sn Shell
- TL = Sn/Pb Collet, Sn/Pb Shell

Plating

- 0 = Au Collet/Sn Shell
- OTL = Au Collet/Sn/Pb Shell
- 1 = Au Collet/Au Shell

Termination

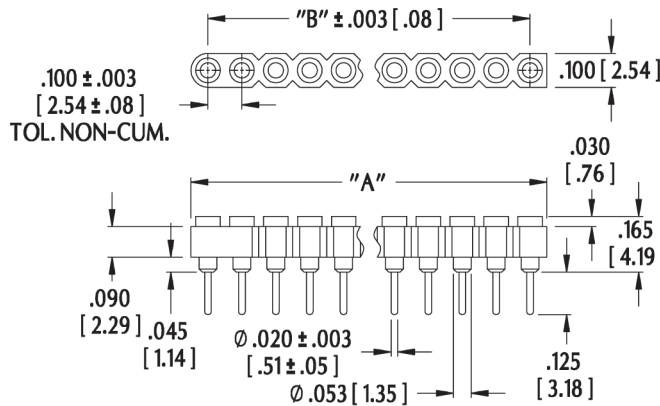
- 1 = Solder Pin Tail

Series

- 2 = 0.200 [5.08]
- 3 = 0.300 [7.62]
- 4 = 0.400 [10.16]
- 6 = 0.600 [15.24]
- 9 = 0.900 [22.86]

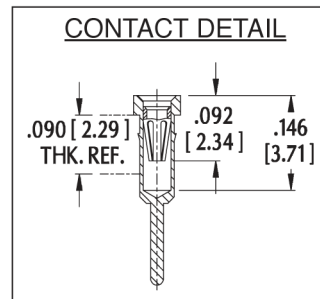
No. of Pins

- (1 thru 25)



"A" = NO. OF PINS PER ROW x 0.100 [2.54]

"B" = (NO. OF PINS PER ROW - 1) x 0.100 [2.54]



ALL DIMENSIONS: INCHES [MILLIMETERS]
 ALL TOLERANCES: ±0.005 [0.13] UNLESS OTHERWISE SPECIFIED
 FOR SOCKETS WITH WIRE WRAP PINS, SEE DATA SHEETS 12014
 CONSULT FACTORY FOR OTHER SIZES AND CONFIGURATIONS

CUSTOMIZATION: ARIES SPECIALIZES IN CUSTOM DESIGN AND PRODUCTION. SPECIAL MATERIALS, PLATINGS, SIZES, AND CONFIGURATIONS CAN BE FURNISHED, DEPENDING ON QUANTITY.
 ARIES RESERVES THE RIGHT TO CHANGE PRODUCT GENERAL SPECIFICATIONS WITHOUT NOTICE
 PRINTOUTS OF THIS DOCUMENT MAY BE OUT-OF-DATE AND SHOULD BE CONSIDERED UNCONTROLLED