

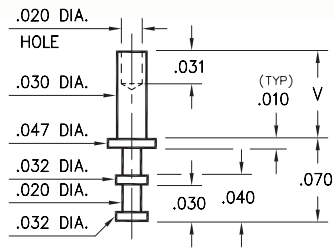
MALE PCB PINS

SOLDER TERMINAL TURRETS

2111

2111-X-00-XX-00-00-07-0

Swage mount in .033 hole

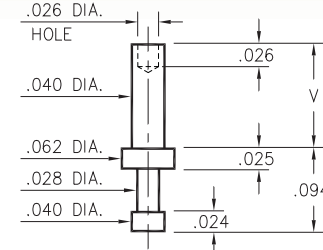


Basic Part Number	Board Thickness	Length V
2111-1	.031	.053
2111-2	.062	.084
2111-3	.094	.115

2113

2113-X-00-XX-00-00-07-0

Swage mount in .043 hole

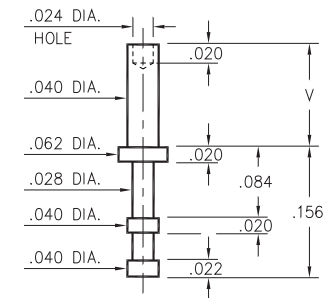


Basic Part Number	Board Thickness	Length V
2113-1	.031	.053
2113-2	.062	.084
2113-3	.094	.115
2113-4	.125	.147

2108

2108-X-00-XX-00-00-07-0

Swage mount in .043 hole

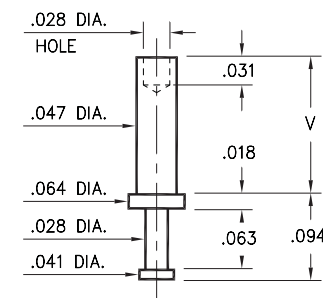


Basic Part Number	Board Thickness	Length V
2108-1	.031	.053
2108-2	.062	.084
2108-3	.094	.115
2108-4	.125	.147

2102

2102-X-00-XX-00-00-07-0

Swage mount in .052 hole

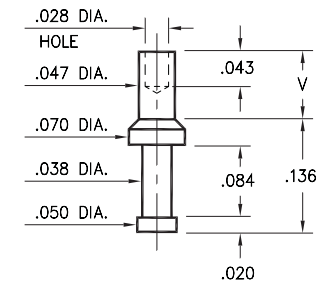


Basic Part Number	Board Thickness	Length V
2102-5	.016	.035
2102-1	.031	.054
2102-2	.062	.084
2102-3	.094	.115
2102-4	.125	.147

2109

2109-X-00-XX-00-00-07-0

Swage mount in .052 hole

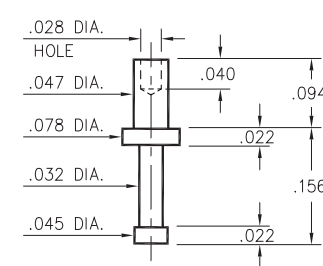


Basic Part Number	Board Thickness	Length V
2109-1	.031	.052
2109-2	.062	.085

2324

2324-2-00-XX-00-00-07-0

Swage mount in .052 hole
For a .062 thick board



SPECIFICATIONS:

Pin Material: Brass Alloy 360, 1/2 Hard
(Swage pins are annealed)

Dimensions: Inches

Tolerances On: Lengths: ±.005
Diameters: ±.002
Angles: ± 2°



ORDER CODE: XXXX - X - 00 - XX - 00 - 00 - 07 - 0

BASIC PART #

SPECIFY PIN FINISH:

- 01 200 μ" TIN/LEAD OVER NICKEL
- ◆ 80 200 μ" TIN OVER NICKEL (RoHS)
- ◆ 44 300 μ" SILVER OVER COPPER (RoHS)
- 50 300 μ" ELECTRO-SOLDER (60/40 SnPb)

