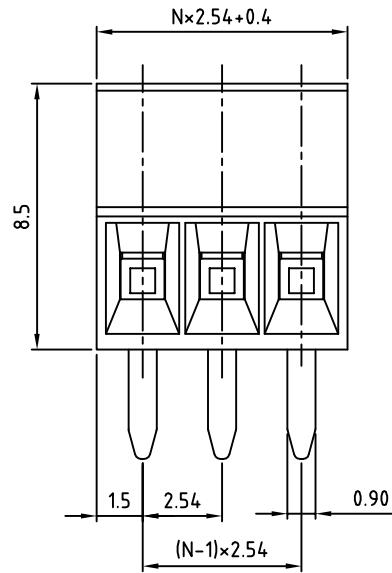
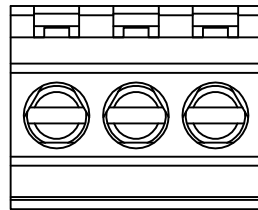


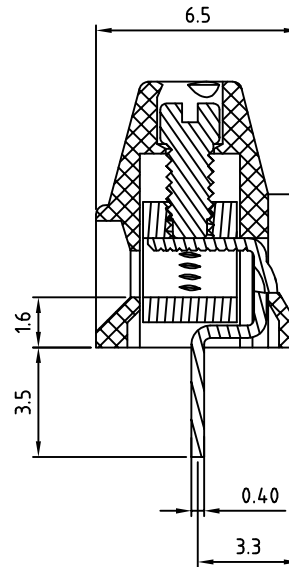
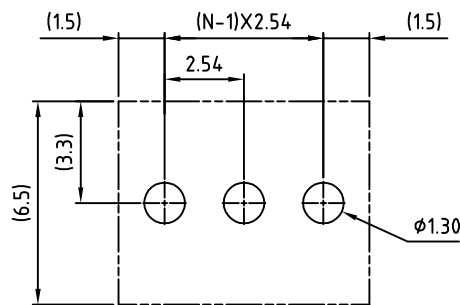
SIGN	DATE	DESCRIPTION	APPROVER

THIS IS CAD DRAWING, DO NOT REVISE MANUALLY!!!



N=Number of contacts

P.C.B LAYOUT



Material

- Terminal body
- (metal housing): Brass(CuZn)
- Terminal screw: Steel Zinc plating "-" slot type
- Contacts: Brass
- Surface of solder tail: Tin plated
- Insulator (housing): Thermoplastic (UL94V-0)

Electrical

- Voltage rating: 125VAC
- Current rating: 6A
- Wire range:
 - Solid wire(AWG): 20-30
 - Stranded wire(AWG): 20-30
- Torque: 1.3Lb-In
- Screw: M1.6
- Wire strip length: 4-5mm
- Withstanding Voltage: 1.25KV
- Operating temperature: -30°C to +105°C
- Soldering temperature: 250°C±10°C/5 Sec
- Safety Approval:

RoHS Compliant

PART NUMBER:

OSTVNXXA150

No. of Poles	COLOR
02: 2 Poles	0: Black
03: 3 Poles	5: Green (Standard)
... ..	6: Blue
24 24 Poles	8: Grey



THESE DRAWINGS AND SPECIFICATIONS ARE THE PROPERTY OF ON-SHORE TECHNOLOGY, INC. AND SHALL NOT BE REPRODUCED, COPIED OR USED IN ANY MANNER WITHOUT THE PRIOR WRITTEN CONSENT OF ON-SHORE TECHNOLOGY, INC.

TITLE		OSTVN 2.54mm Series 2p-24p			
PART NO.	OSTVNXXA150	DWG NO.	OSTVNXXA150.DWG		
APPROVED	CHECKED	DESIGNED	DRAWN	CUST NO.	Tolerance
Shi Jun 2006.10.23	Shi Jun 2006.10.23	xionghaitao 2006.10.23	xionghaitao 2006.10.23		X. ±0.50 X.X ±0.30 X.XX ±0.10 X° ±1°
				SHEET: 01/01	REV.: D