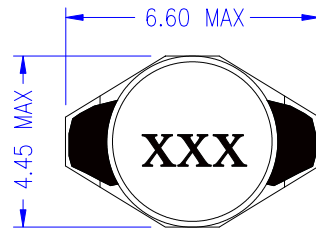
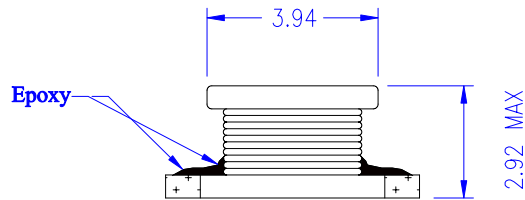


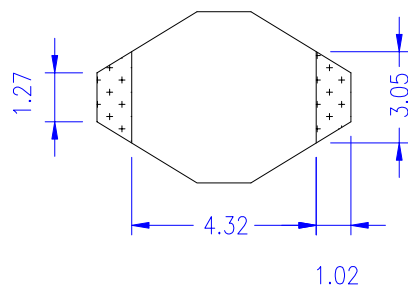
TOP VIEW



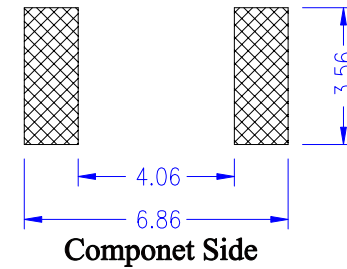
FRONT VIEW



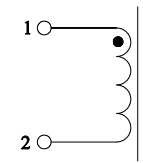
BOTTOM VIEW



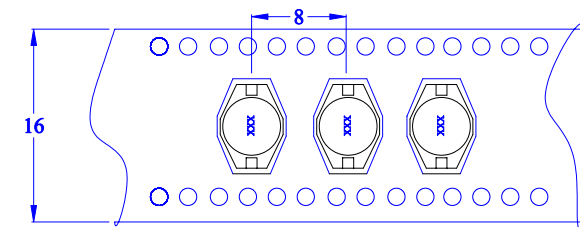
RECOMMENDED PCB LAYOUT



SCHEMATIC



TAPE AND REEL ORIENTATION



User Direction Feed
2,500 parts per 13" Dia Reel

This Document Is Subject To Change Without Notice.

Notes:

- 1) All Dimensions are in millimeters unless otherwise specified.
- 2) Stamp as Shown above--
Line 1- xxx (xxx=inductance value per family chart)
- 3) Tolerances are +/-0.381mm unless otherwise specified.
- 4) RoHS Compliant

Cooper Electronic Technologies

3601 Quantum Boulevard, Boynton Beach, FL 33426

Unipac 0.4UC (UP0.4UC) Inductor Line
SMD, 2.92mm max ht, Drum core/header

Size	Drawing Number:	UP0.4UC-R Inductor Line
A	Revision Level:	B
		Sheet 3 of 4

