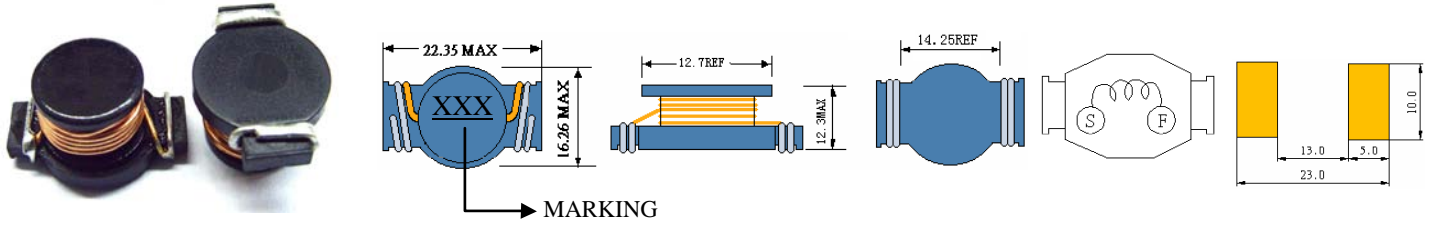


SC5040FH

SMD POWER INDUCTORS



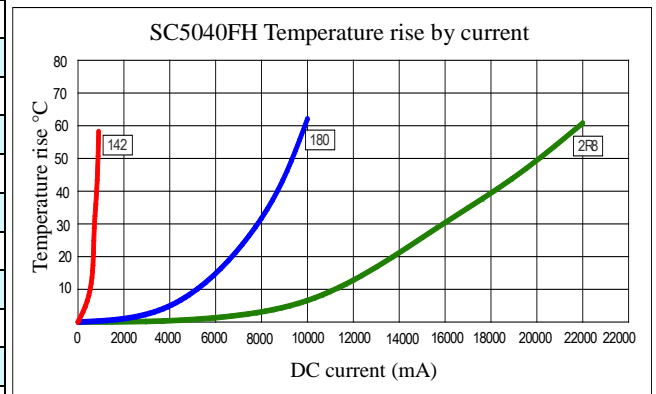
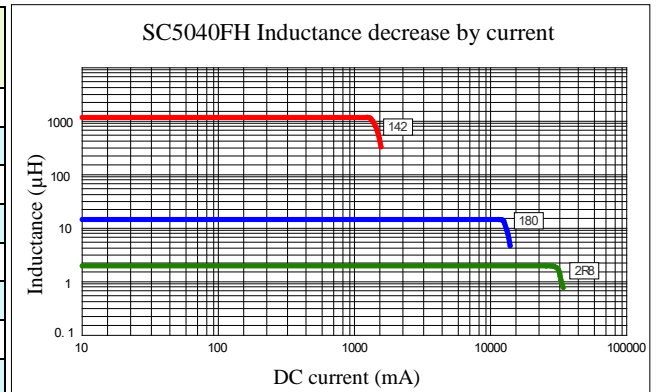
• Features

1. Open frame construction
2. Excellent Power Density
3. Engineered to Provide High Efficiency



ELECTRICAL CHARACTERISTICS

Part Number	Inductance (uH) (1)	Test Frequency	DC Resistance (Ω MAX) (2)	Saturation Current (A)	Temperature Current (A) (4)
SC5040FH-2R8	2.8	100KHZ	5.2m	33.4	16.0
SC5040FH-3R9	3.9	100KHZ	6.0m	26.8	14.0
SC5040FH-6R8	6.8	100KHZ	9.0m	21.5	11.5
SC5040FH-100	10	100KHZ	14.1m	17.8	10.0
SC5040FH-120	12	100KHZ	15.5m	15.9	8.5
SC5040FH-150	15	100KHZ	20m	13.8	7.5
SC5040FH-180	18	100KHZ	22m	13.2	6.8
SC5040FH-220	22	100KHZ	24m	11.8	5.2
SC5040FH-330	33	100KHZ	37m	9.6	4.4
SC5040FH-470	47	100KHZ	52m	7.8	4.1
SC5040FH-680	68	100KHZ	67m	6.7	3.4
SC5040FH-101	100	100KHZ	115m	5.6	3.2
SC5040FH-331	330	100KHZ	325m	3.0	1.8
SC5040FH-681	680	100KHZ	780m	2.0	1.1
SC5040FH-142	1400	100KHZ	1.59	1.5	0.7



(1). Inductance tolerance for 2.8uH~100uH: $\pm 30\%$, for 330uH~1400uH: $\pm 20\%$. Tested at 0.25V, 0ADC and 25°C.

(2). DCR measured at 25°C.

(3). The DC current at which the inductance decreases by 10% from its initial value.

(4). The DC current that results in a 40°C temperature rise from 25°C ambient.

[Click here for QUANTITY PER REEL & PACKING INFORMATION](#)

Custom versions available upon request.