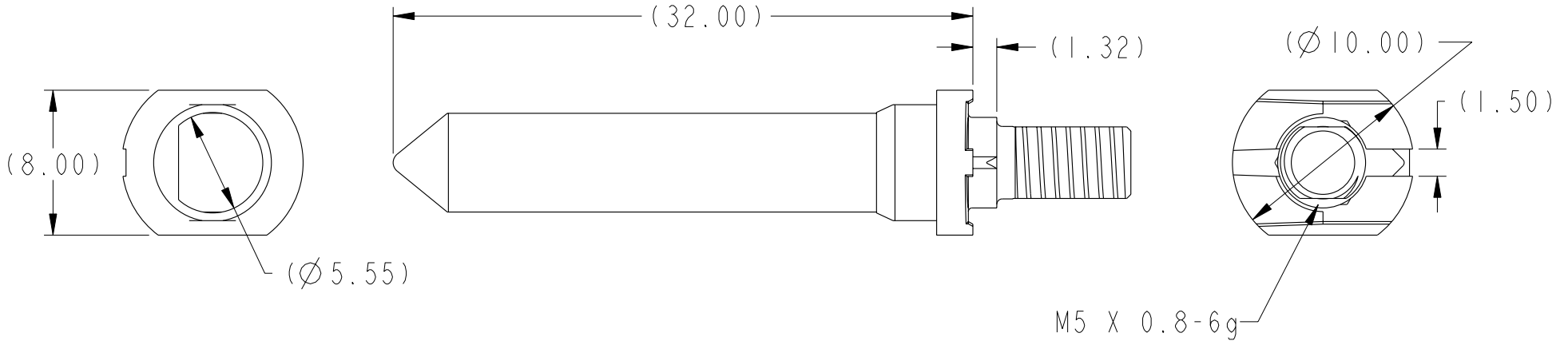
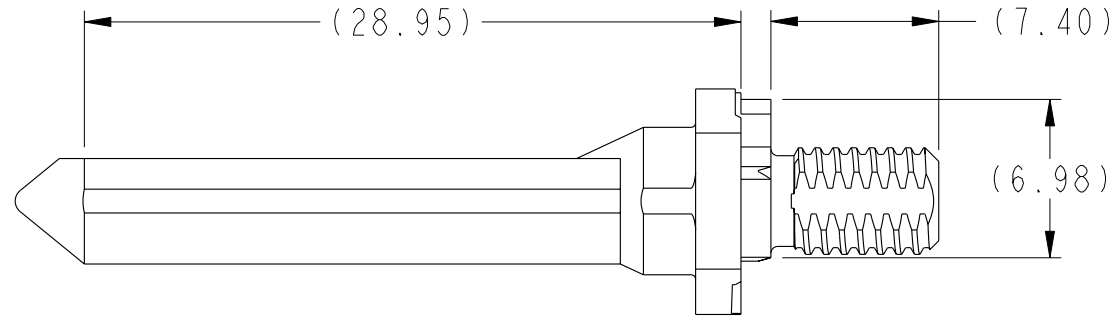


PRODUCT NUMBER

10084590-101LF



rev	ecn no	dr	date
A	S08-0174	CH	2008-06-02
B	S08-0187	CH	2008-06-13
-	-	-	-
-	-	-	-
-	-	-	-
-	-	-	-

www.fciconnect.com		surface 3.200 ASME Y14.5	tolerance std ASME Y14.5	projection MM
TOLERANCES UNLESS OTHERWISE SPECIFIED		ANGULAR	LINEAR	size A4
Dr	C. H. TAN	2008-06-02	0.X ±0.3	Scale 3:1
Eng	C. H. TAN	2008-06-02	0.XX ±0.10	ECN
Chr	C. H. TAN	2008-06-13	0.XXX ±0.050	Spec ref -
Appr	JOEY NG	2008-06-13	Product family AirMax Accessories	
FCI		title 10.8mm GUIDE PIN, EXT. THREAD		dwg no 10084590
catalog no		CUSTOMER		Rev. B
		sheet 1 of 3		



Copyright FCI.



Copyright FCI.

$\varnothing 2.55 \pm 0.05$
NOTE 4

DIM "A"
MEASURED
CLOCKWISE
NOTE 4

$\varnothing 5.15 \pm 0.05$
NOTE 6

KEEP-OUT AREA
(NOTE 9)

$\varnothing 6.70 \pm 0.05$

TOP SURFACE OF
DAUGHTER CARD

6.00 ± 0.05

RECOMMENDED PCB LAYOUT (DRILLING)
NOTES 4, 5 & 6
SCALE 4:1

4.70 ± 0.05

DIM "A"
MEASURED
CLOCKWISE
NOTE 4

$\varnothing 5.15 \pm 0.05$
NOTE 6

R0.75
(2X)

KEEP-OUT AREA
(NOTE 9)

1.650 ± 0.050
NOTE 4

TOP SURFACE OF
DAUGHTER CARD

6.00 ± 0.05

RECOMMENDED PCB LAYOUT (MILLING)
NOTE 4, 5 & 6
SCALE 4:1

10.8 MM RECEPTACLE GUIDE MODULE NOTE 4	DIM "A"
10084589-1X1LF	0°

	TITLE	10.8mm GUIDE PIN, EXT. THREAD	dwg no	10084590	Rev.	B
	CATALOG NO	-	CUSTOMER	sheet 2 of 3		

REV F - 2006-04-17

PDM: Rev:B

STATUS: Released

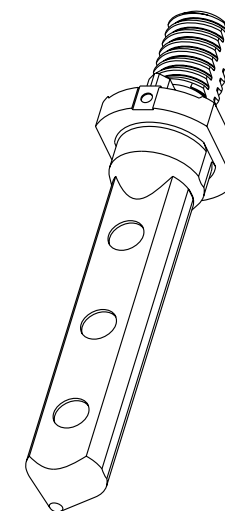
Printed: Dec 01, 2010

A

B

C

D



1. MATERIAL: ZINC ALLOY
2. FINISH: TRIVALENT CHROMATE IRIDESCENT
3. APPLICATION SPECIFICATION: GS-20-045
- ④. KEY HOLE ORIENTATION (DIM "A") WILL BE DEFINED BY THE MATING RECEPTACLE GUIDE MODULE PART NUMBER - SEE TABLE, SHEET 2
- ⑤. REFER TO CUSTOMER DRAWING 10035911 FOR INFORMATION REGARDING PCB LAYOUT OF POWER AND GUIDE MODULES RELATIVE TO SIGNAL MODULES
- ⑥. THRU HOLE PLATING AND ANNULAR RINGS MUST BE ADDED IN APPLICATIONS THAT USE THE ESD GROUNDING OPTION. FINISHED HOLE SIZE IS THE SAME REGARDLESS OF PLATED BARREL OR NOT.
7. THIS PRODUCT MEETS EUROPEAN UNION DIRECTIVES AND OTHER COUNTRY REGULATIONS AS DESCRIBED IN GS-22-008.
8. PACKAGING MEETS GS-14-920 LEAD FREE LABELING SPECIFICATION.
- ⑨. KEEP OUT ZONE MATCH PROFILE OF SEATED GUIDE PIN, SEE SHEET 1 FOR REFERENCE DIMENSIONS OF GUIDE PIN OUTLINE.

A

B

C

D



Copyright FCI.

	title 10.8mm GUIDE PIN, EXT. THREAD	dwg no 10084590	Rev. B
	catalog no -	CUSTOMER	sheet 3 of 3