

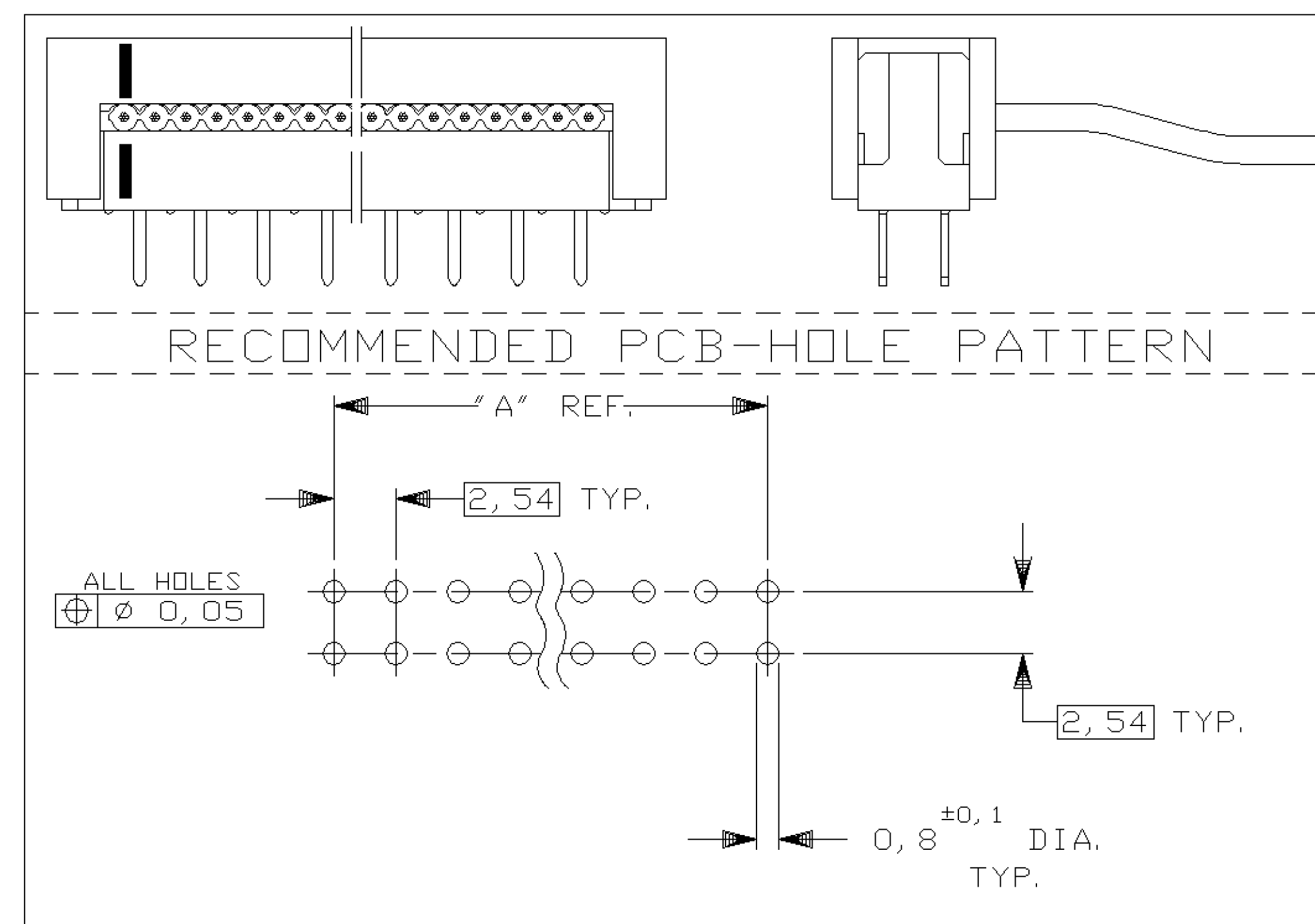
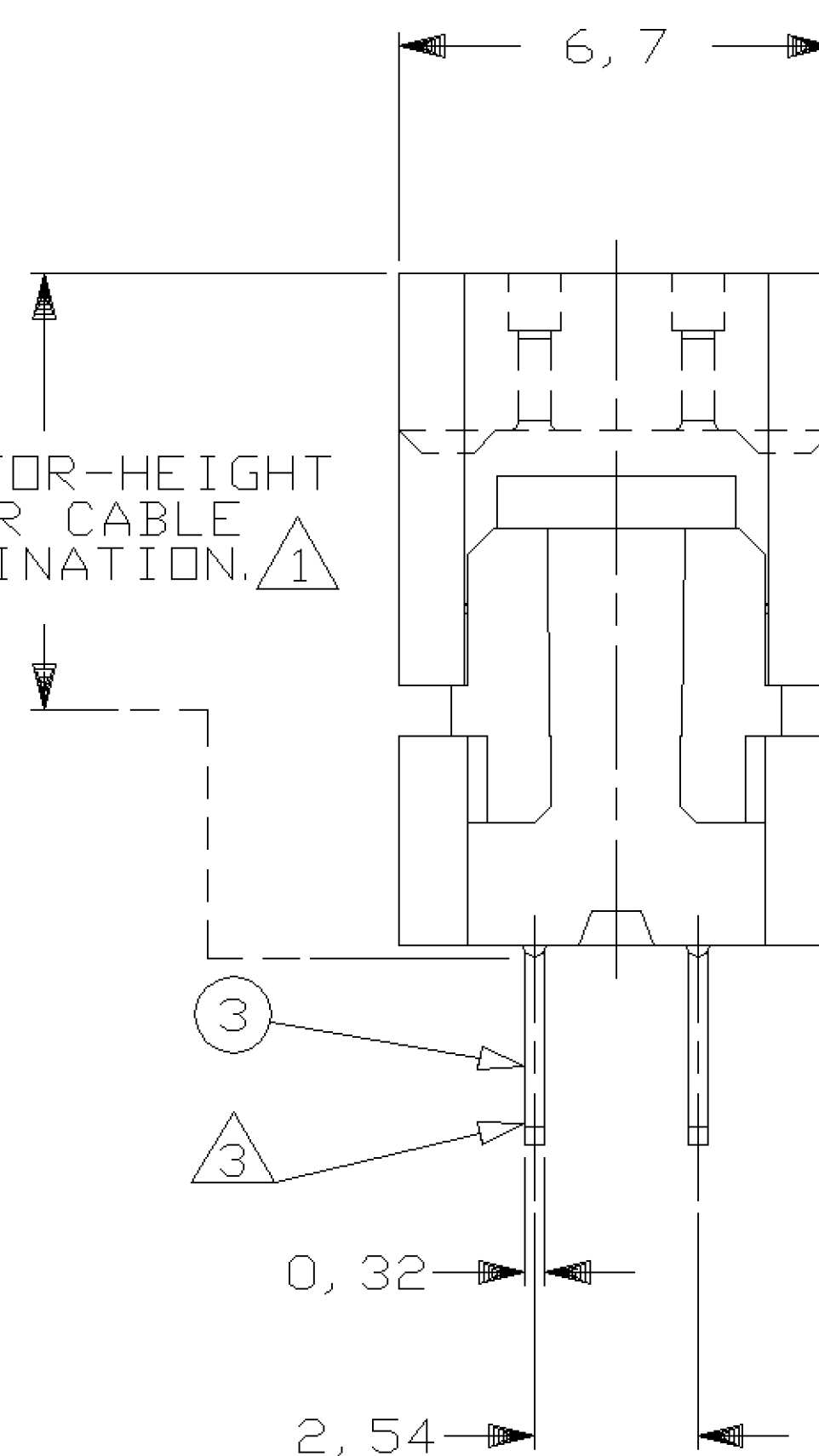
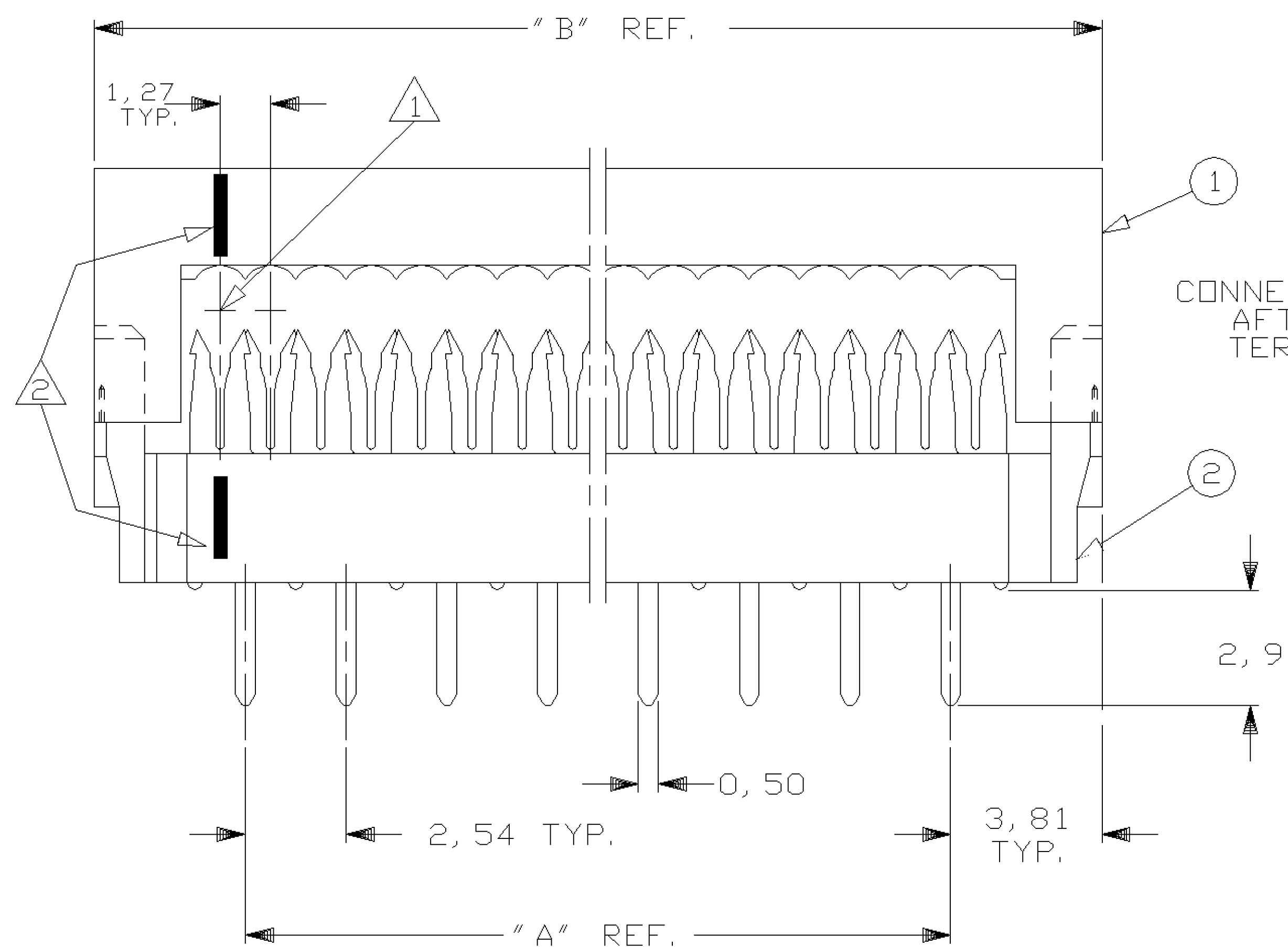
DO NOT SCALE
DIMENSIONS IN mm

METRIC

THIRD ANGLE
PROJECTION

NOTES:

- ① CONNECTOR IS DESIGNED FOR FLAT RIBBON CABLE ON 1,27 CENTERS. FOR CABLE REQUIREMENTS SEE APPLICATION SPECIFICATION 114-19022.
- ② INDICATION OF FIRST CABLE POSITION REFERRING TO CORRESPONDING CONTACT POSITION (BLACK INK MARKS)
- ③ SOLDER-TINES FOR $0,8^{+0,1}$ DIA. HOLES.
- ④ PRODUCT SPECIFICATION 108-19033
- ⑤ OBSOLETE



B3

86,36	78,74	64	6-216093-4	B
81,28	73,66	60	6-216093-0	B
68,58	60,96	50	5-216093-0	B
60,96	53,34	44	4-216093-4	B
55,88	48,26	40	4-216093-0	B
48,26	40,64	34	3-216093-4	B
38,10	30,48	26	2-216093-6	B
30,48	22,86	20	2-216093-0	B
25,40	17,78	16	1-216093-6	B
22,86	15,24	14	1-216093-4	B
17,78	10,16	10	1-216093-0	B
12,70	5,08	6	216093-6	B
DIM. "B" REF.	DIM. "A" REF.	NR. OF POS.	PARTNUMBER	PART REV.

⑤

B4	ECR-10-024640	C.J	R.P	30JUN11
B3	ECR-10-026537	KK	HMR	19FEB11
B2	REVISED FOR ET00-0243-04	A. V.	R. M.	21MAR2005
B1	REVISED PER ET00-0023-04	D. C.	C. T.	09FEB2004
B	-	-	-	22MAY1989
LTR.	REVISION RECORD	DR.	CHK.	DATE

CUSTOMER DRAWING
FOR REFERENCE ONLY
WILL NOT BE UPDATED

③ CONTACTS	PHOSPHORBRONZE	3,0-5,1 μm TIN WITH ENTIRE NICKEL UNDERCOATING
② HOUSING AND COVER	THERMOPLASTIC POLYESTER	GREY
① HOUSING		
COMPONENT NAME	MATERIAL	PLATING / COLOUR



THIS DRAWING IS UNPUBLISHED RELEASED FOR PUBLICATION 22-8, 1988
© COPYRIGHT 1988 BY TE-HOLLAND B.V. ALL INTERNATIONAL RIGHTS RESERVED. TE PRODUCTS MAY BE COVERED BY U. S. AND FOREIGN PATENTS AND/OR PATENTS PENDING.

DR. W. R. VERBEET.	DATE 22-8-'88	WIRE RANGE SEE NOTE ①	NAME
CHK. R. VERSTIJNEN.	DATE 23-8-'88	INSUL. RANGE SEE NOTE ①	AMP-LATCH 2,54 DIL-PLUG CONNECTOR WITHOUT RETENTION LEGS.
APP. L. v SOEST.	DATE 23-8-'88	SIZE A3	SHEET 1 OF 1
		DWG. No. C-216093	REV. LTR. B4

8 | 7 | 6 | 5 | 4 | 3 | 2 | 1