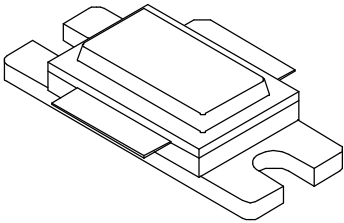




TAN 350

350 Watts, 50 Volts, Pulsed
Avionics 960 – 1215 MHz

<p>GENERAL DESCRIPTION</p> <p>The TAN350 is a high power COMMON BASE bipolar transistor. It is designed for pulsed systems in the frequency band 960-1215 MHz. The device has gold thin-film metallization and diffused ballasting for proven highest MTF. The transistor includes input and output prematch for broadband capability. Low thermal resistance package reduces junction temperature, extends life.</p>	<p>CASE OUTLINE 55ST Style 1</p> 
<p>ABSOLUTE MAXIMUM RATINGS</p> <p>Power Dissipation Device Dissipation @25°C (P_d) 1450 W (At rated pulse condition)</p> <p>Voltage and Current Collector to Base Voltage (BV_{ces}) 65 V Emitter to Base Voltage (BV_{ebo}) 2.0 V Collector Current (I_c) 40 A</p> <p>Temperatures Storage Temperature -65 to +200 °C Operating Junction Temperature +230 °C</p>	

ELECTRICAL CHARACTERISTICS @ 25°C

SYMBOL	CHARACTERISTICS	TEST CONDITIONS	MIN	TYP	MAX	UNITS
P _{out}	Power Out	F = 960 – 1215 MHz	350			W
P _{in}	Power Input	V _{CC} = 50 Volts			70	W
P _g	Power Gain	PW = 10 μsec	7.0	7.5		dB
η _c	Collector Efficiency	DF = 10%	38	40		%
VSWR	Load Mismatch Tolerance	F = 1090 MHz	3:1			

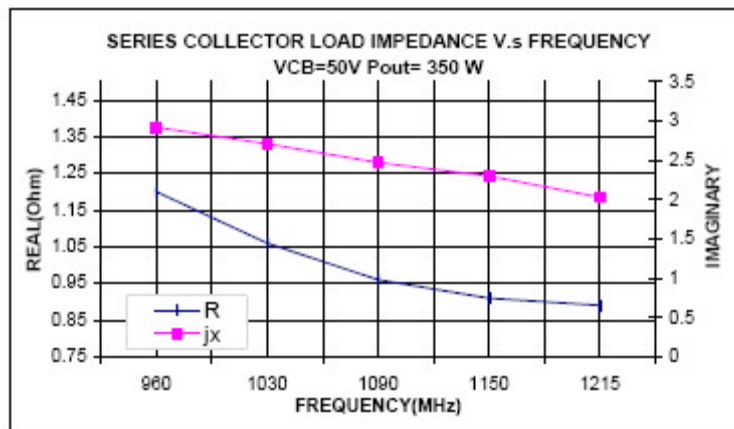
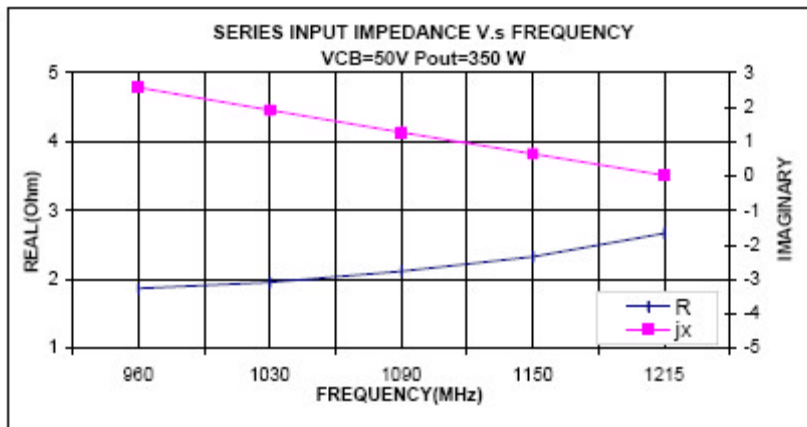
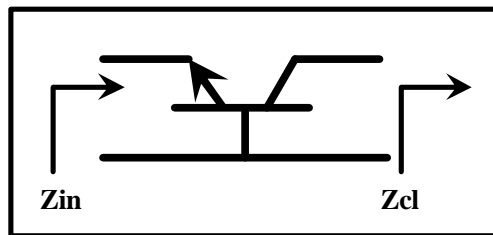
FUNCTIONAL CHARACTERISTICS @ 25°C

BV _{ebo}	Emitter to Base Breakdown	I _e = 25 mA	2.0			V
BV _{ces}	Collector to Emitter Breakdown	I _c = 50 mA	65			V
h _{FE}	DC – Current Gain	I _c = 1A, V _{ce} = 5V	10			
θ _{jc} ²	Thermal Resistance			.12		°C/W

Rev A - Sept. 2005

TAN350

Frequency	Zin		ZCL	
	R	jx	R	jx
960	1.87	2.58	1.2	2.92
1030	1.96	1.92	1.06	2.71
1090	2.12	1.27	0.96	2.47
1150	2.33	0.65	0.91	2.3
1215	2.67	0.03	0.89	2.03



TAN350

NOTES, UNLESS OTHERWISE SPECIFIED:

- ONLY THE ITEM DESCRIBED ON THIS DRAWING WHEN PRODUCED FROM THE "APPROVED SUPPLIER LIST" IS APPROVED FOR USE IN THE APPLICATION SPECIFIED HEREON. A SUBSTITUTE ITEM SHALL NOT BE USED WITHOUT PRIOR TESTING AND APPROVAL BY SHZ.

DIM	inches	DIM	inches
a	.0233	n	.175
b	.323	o	.450
c	.127	p	.080
d	.125	q	.384
e	.278	r	.030
f	.247	s	.177
g	.345	t	.507
h	.5417	u	.215
i	.253	v	.100
j	1.210	w	.037
k	.370	x	.435
l	.084	y	.070
m	.152	z	2.000

REVISION

REV	DESCRIPTION	DATE	APPROVED
1			

PROPERTY

THE DRAWING, SPECIFICATIONS, DIMENSIONS, AND INFORMATION CONTAINED HEREON ARE THE PROPERTY OF CHS TECHNOLOGY, INC. NO PART OF THIS DRAWING OR INFORMATION IS TO BE REPRODUCED OR TRANSMITTED IN ANY FORM OR BY ANY MEANS, ELECTRONIC OR MECHANICAL, INCLUDING PHOTOCOPYING, RECORDING, OR BY ANY INFORMATION STORAGE AND RETRIEVAL SYSTEM, WITHOUT PERMISSION IN WRITING FROM CHS TECHNOLOGY, INC. ALL RIGHTS ARE RESERVED.

APPROVED

CHS TECHNOLOGY

3000 QUAKER VALLEY DRIVE
BAYVIEW CLAY, TX 75007-4809

TAN 350

DATE CODE: **OPJR2** FILE: **TAN 350** SHEET: **4 OF 5**

SCALE: **N/A**

REVISIONS

NO.	DESCRIPTION	DATE
1		

PROPERTIES

REVISIONS: NONE
 MATERIAL: Duracell Material
 Er = 10.2
 H = 25 mils
 T = 1.0 Oz.

TEST ABILITY

TEST ABILITY: NONE
 APPLICATIONS: NONE

REVISIONS

REV: **A**

DATE: **08/22/00**

FILE: **TAN 350**

SHEET: **4 OF 5**

CHS TECHNOLOGY

3000 QUAKER VALLEY DRIVE
BAYVIEW CLAY, TX 75007-4809

TAN 350

DATE CODE: **OPJR2** FILE: **TAN 350** SHEET: **4 OF 5**

SCALE: **N/A**

REVISIONS

NO.	DESCRIPTION	DATE
1		

PROPERTIES

REVISIONS: NONE
 MATERIAL: Duracell Material
 Er = 10.2
 H = 25 mils
 T = 1.0 Oz.

TEST ABILITY

TEST ABILITY: NONE
 APPLICATIONS: NONE

REVISIONS

REV: **A**

DATE: **08/22/00**

FILE: **TAN 350**

SHEET: **4 OF 5**

CHS TECHNOLOGY

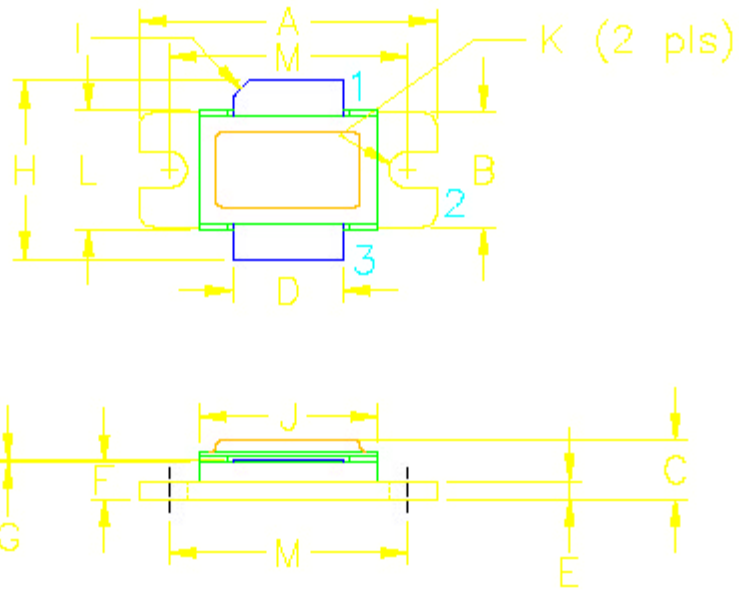
3000 QUAKER VALLEY DRIVE
BAYVIEW CLAY, TX 75007-4809

TAN 350

DATE CODE: **OPJR2** FILE: **TAN 350** SHEET: **4 OF 5**

SCALE: **N/A**

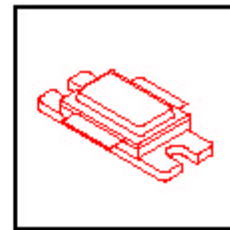
TAN350



DIM	MILLIMETER	±TOL	INCHES	±TOL
A	25.40	.25	1.000	.010
B	9.78	.25	.385	.010
C	4.00	.19	.142	.007
D	9.40	.13	.370	.005
E	1.53	.13	.060	.005
F	3.18	.13	.125	.005
G	0.08	+06/-00	.003	+002/-000
H	19.05	0.51	.750	.020
I	45°	5°	45°	5°
J	15.24	.25	.600	.010
K	3.05 DIA	.13	.120 DIA	.005
L	10.15	.13	.400	.005
M	20.32	.25	.800	.010

STYLE 1:
 PIN 1 = COLLECTOR
 2 = BASE
 3 = EMITTER

STYLE 2:
 PIN 1 = COLLECTOR
 2 = EMITTER
 3 = BASE



DWG NO.

55ST