版数 REV.	年月日 DATE	DCN NO.	変更内容 DESCRIPTION	製図 DR.	担当 CHK.	査閲 APPD.	承認 APPD.
2	28.Feb.2005	056816	ADDED NOTE 2	———	N.OGAWA	———	T.OKA
3	22.Mar.2005	056987	ADDED NOTE 3	———	N.OGAWA	———	T.OKA

図面番号(DRAWING NO.) SJ102056

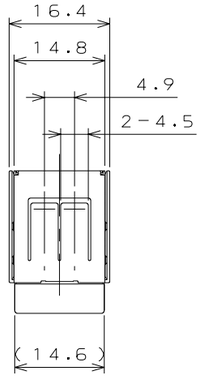

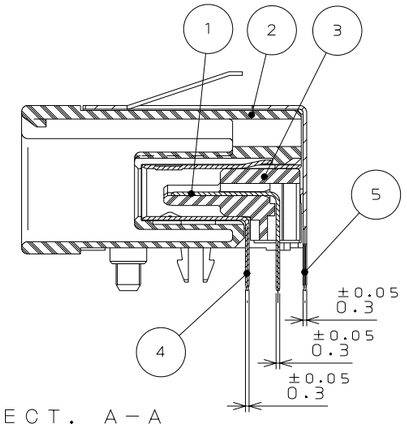

SECT. A-A
(SCALE 2:1)

REF.
(参考)

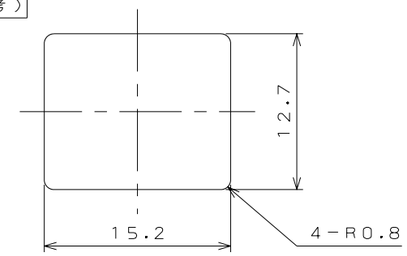

PANEL CUT OUT DIMENSION(REF.)(SCALE 2:1)
筐体間口寸法(参考)(尺度 2:1)

REF.
(参考)

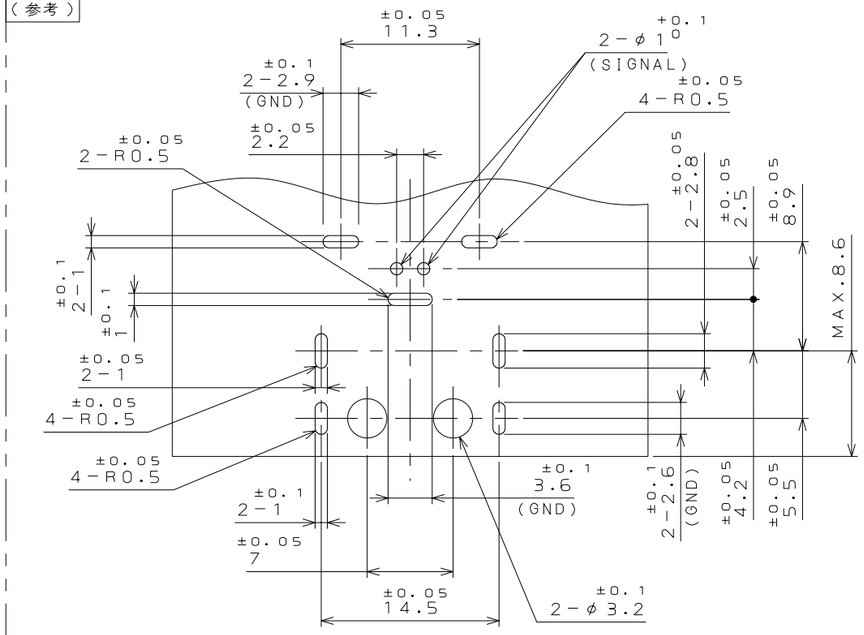

APPLICABLE P.C.B DIMENSION(REF.)(SCALE 2:1)
適合基板寸法(参考)(尺度 2:1)

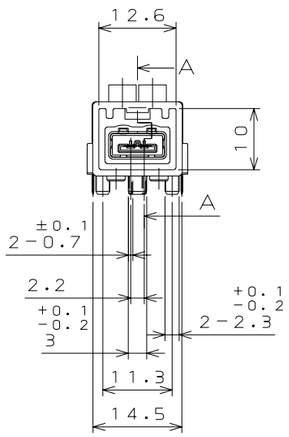

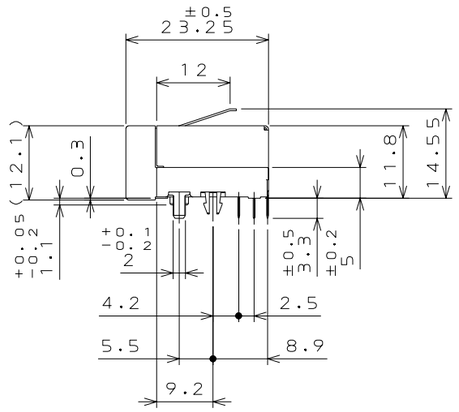

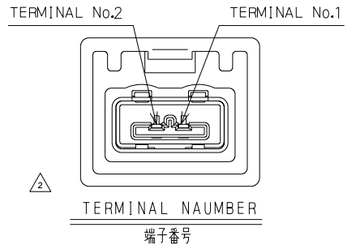

TERMINAL NAUMBER
端子番号

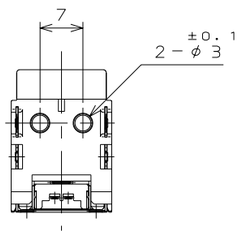

NOTE
1. APPLICABLE PRINTED CIRCUIT BOARD:THICKNESS 1.6mm.
2. TERMINAL NUMBER OF THE CONNECTOR IS SHOWN IN ABOVE FIGURE.
3. RECOMMENDED PANEL POSITION IF CONNECT PANEL AND CONNECTOR SHELL AS GROUND. (DISTANCE BETWEEN P.C.B TO PANEL):12.8±0.2mm

注1. 適用プリント基板:板厚 1.6mm。
2. コネクタの端子番号は上図による。
3. 筐体にグランド接続する場合の筐体推奨位置(基板上面から筐体内面までの距離):12.8±0.2mm

符号 NO.	名称 DESCRIPTION	個数 QTY.	材料 MATERIAL	仕上 FINISH	備考 REMARKS
5	SHELL	1	COPPER ALLOY	TIN PLATING	———
4	GND TERMINAL	1	COPPER ALLOY	TIN PLATING	———
3	HOUSING B	1	30%GF SPS	———	COLOR:BLACK
2	HOUSING A	1	30%GF SPS	———	COLOR:LIGHT BLUE
1	TERMINAL	2	BRASS	SELECTIVE GOLD PLATING SELECTIVE TIN PLATING	———

仕様書(SPECIFICATION)

第1版(ORIGINAL DATE) 29.Oct.2004

製図 DR.	———
担当 CHK.	H.ITAKURA
査閲 APPD.	———
承認 APPD.	T.OKA

一般公差(GENERAL TOLERANCE)

寸法(DIMENSION)	角度(ANGLES)
. ±0.3	X° ±
.X ±0.3	X°X' ±
.XX ±0.3	
.XXX ±	

尺度(SCALE) 1:1

シリーズ(SERIES) MX38

名称(TITLE) MX38002NQ4

質量(MASS) ———

日本航空電子工業株式会社
JAPAN AVIATION ELECTRONICS INDUSTRY, LTD.

図面番号(DRAWING NO.) SJ102056

SIZE A3

版数(REV.) 3

REFERENCE ONLY
JAE

特別管理品目
SPECIAL CONTROL ITEM
MX(AUTO)

DCF-C-212E(03.08)

JAE CONNECTOR DIV. PROPRIETARY.
COPYRIGHT (C) 2004. JAPAN AVIATION ELECTRONICS INDUSTRY, LTD.