


RDM SERIES ROTARY DIP SWITCH


ANTI-VANDAL SWITCHES
 DETECTOR SWITCHES
DIP SWITCHES
 KEYLOCK SWITCHES
 NAVIGATION SWITCHES
 PUSHBUTTON SWITCHES
 ROCKER SWITCHES
 ROTARY SWITCHES
 SLIDE SWITCHES
 SNAP ACTION SWITCHES
 TACTILE SWITCHES
 TOGGLE SWITCHES
 CAP OPTIONS



APPLICATIONS / MARKETS




Audio / Visual




Computer Peripherals



Consumer Electronics



Instrumentation



Telecommunication



Medical Equipment

RoHS

SPECIFICATIONS

Electrical Rating:

Switching: 42VDC, 100mA

Non-Switching: 42VDC, 400mA

Life Expectancy: 25,000 steps

Contact Resistance: 80mΩ Max.

Insulation Resistance: 100 MΩ Min. at 250VDC

Dielectric Strength: 250VAC 1 min.

Operating Temperature: -60°C to 125°C

Actuation Force: 120 gf +/- 30gf

Travel: dependent upon individual switch positions

FEATURES & BENEFITS

- Offers IP67 sealing protection
- Available in 10 or 16 positions
- Ultra slim size for high density mounting
- Gold contacts

PART NUMBER CONFIGURATOR

| Series | Actuator | Code | Positions | Terminals | Packaging |
|----------------------------------|---|--------------------------------|---------------------------------|--|--------------------------------|
| <input type="text" value="RDM"/> | <input type="text" value="A"/> | <input type="text" value="R"/> | <input type="text" value="10"/> | <input type="text" value="P1"/> | <input type="text" value="T"/> |
| | A - Arrow Flush B - Shaft 4.5 high E - Shaft 4.2 high | R - Real C - Complementary | 10 16 | P1 - TH 3x3 terminals S1 - SM 3x3 terminals R1 - Angled 5.08 spacing R2 - Angled 2.54 spacing | T - Tube R - Tape & Reel |

Specifications subject to change without notice



E-SWITCH®

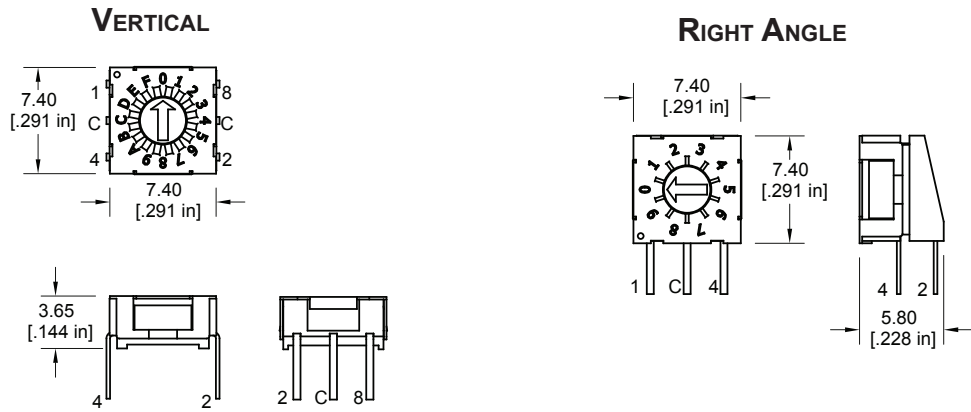
www.e-switch.com

800.867.2717

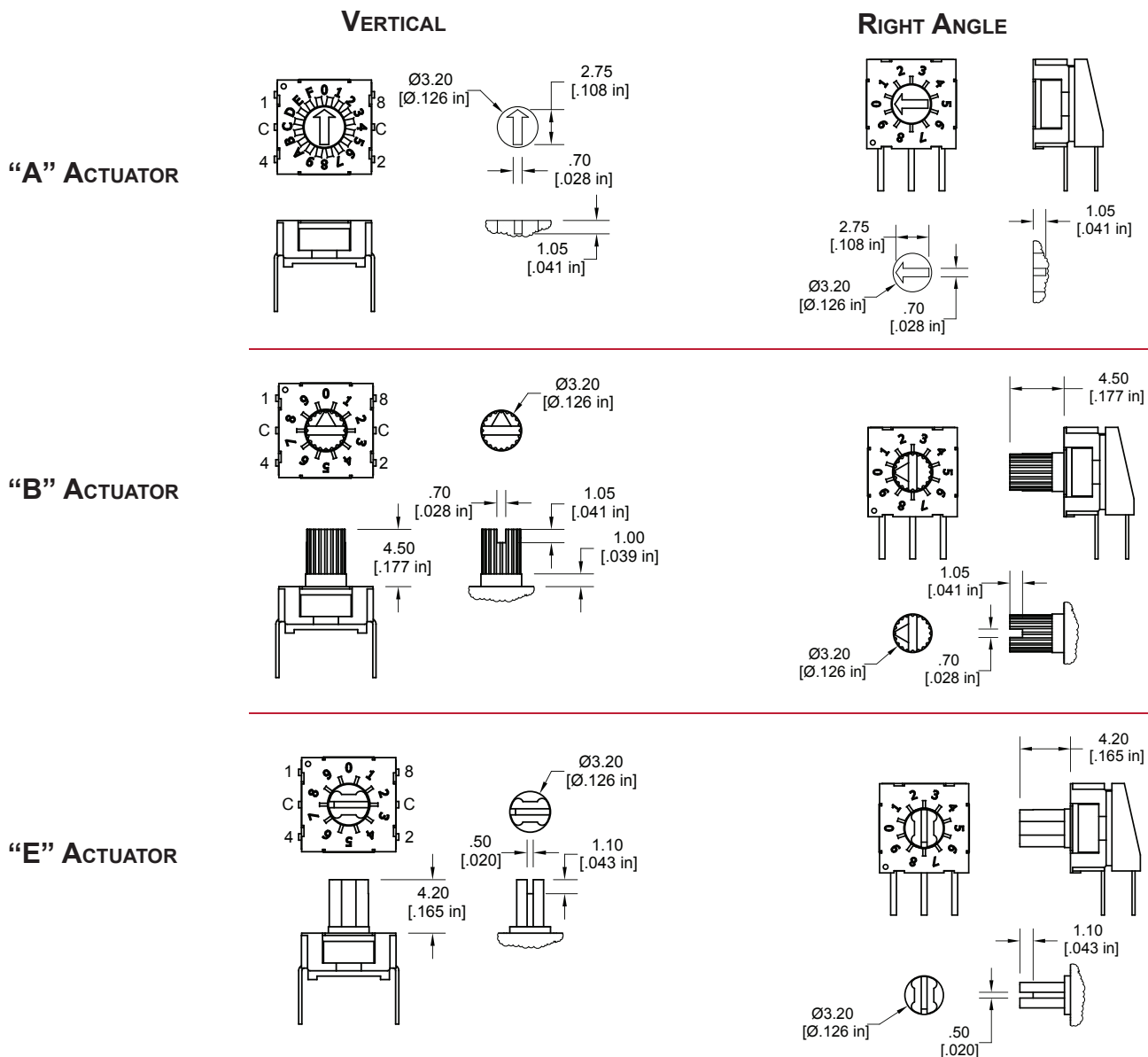
2

RDM SERIES ROTARY DIP SWITCH

BODY DIMENSIONS



ACTUATOR OPTIONS



ANTI-VANDAL SWITCHES
 DETECTOR SWITCHES
 DIP SWITCHES
 KEYLOCK SWITCHES
 NAVIGATION SWITCHES
 PUSHBUTTON SWITCHES
 ROCKER SWITCHES
 ROTARY SWITCHES
 SLIDE SWITCHES
 SNAP ACTION SWITCHES
 TACTILE SWITCHES
 TOGGLE SWITCHES
 CAP OPTIONS

RDM SERIES ROTARY DIP SWITCH

GENERAL CODE

COMPLEMENT CODE

| | C | 1 | 2 | 4 | 8 | |
|----|---|---|---|---|---|---|
| 0 | ● | ● | ● | ● | ● | 0 |
| 1 | ● | | ● | ● | ● | 1 |
| 2 | ● | ● | | ● | ● | 2 |
| 3 | ● | | | ● | ● | 3 |
| 4 | ● | ● | | | ● | 4 |
| 5 | ● | | ● | | | 5 |
| 6 | ● | ● | | | ● | 6 |
| 7 | ● | | | ● | | 7 |
| 8 | ● | ● | ● | ● | | 8 |
| 9 | ● | | ● | ● | | 9 |
| 10 | ● | ● | | ● | | A |
| 11 | ● | | | ● | | B |
| 12 | ● | ● | ● | | | C |
| 13 | ● | | ● | | | D |
| 14 | ● | ● | | | | E |
| 15 | ● | | | | | F |

16 POSITION (ACTUATOR COLOR: IVORY)

REAL CODE

| | C | 1 | 2 | 4 | 8 | |
|----|---|---|---|---|---|---|
| 0 | ● | | | | | 0 |
| 1 | ● | ● | | | | 1 |
| 2 | ● | | ● | | | 2 |
| 3 | ● | ● | ● | | | 3 |
| 4 | ● | | | ● | | 4 |
| 5 | ● | ● | | ● | | 5 |
| 6 | ● | | ● | ● | | 6 |
| 7 | ● | ● | ● | ● | | 7 |
| 8 | ● | | | | ● | 8 |
| 9 | ● | ● | | | ● | 9 |
| 10 | ● | | ● | | ● | A |
| 11 | ● | ● | ● | | ● | B |
| 12 | ● | | | ● | ● | C |
| 13 | ● | ● | | ● | ● | D |
| 14 | ● | | ● | ● | ● | E |
| 15 | ● | ● | ● | ● | ● | F |

16 POSITION (ACTUATOR COLOR: GRAY)

COMPLEMENT CODE

| | C | 1 | 2 | 4 | 8 |
|---|---|---|---|---|---|
| 0 | ● | ● | ● | ● | ● |
| 1 | ● | | ● | ● | ● |
| 2 | ● | ● | | ● | ● |
| 3 | ● | | | ● | ● |
| 4 | ● | ● | ● | | ● |
| 5 | ● | | ● | | ● |
| 6 | ● | ● | | | ● |
| 7 | ● | | | | ● |
| 8 | ● | ● | ● | ● | |
| 9 | ● | | ● | ● | |

10 POSITION (ACTUATOR COLOR: ORANGE)

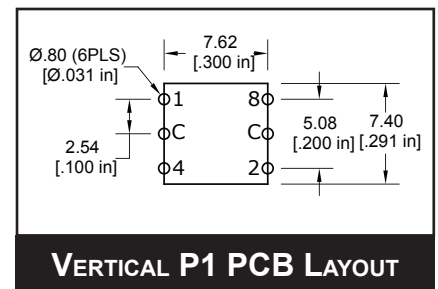
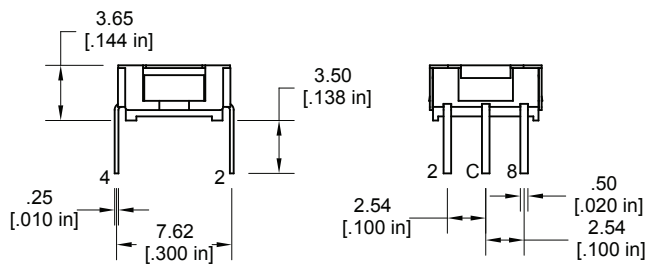
REAL CODE

| | C | 1 | 2 | 4 | 8 |
|---|---|---|---|---|---|
| 0 | ● | | | | |
| 1 | ● | ● | | | |
| 2 | ● | | ● | | |
| 3 | ● | ● | ● | | |
| 4 | ● | | | ● | |
| 5 | ● | ● | | ● | |
| 6 | ● | | ● | ● | |
| 7 | ● | ● | ● | ● | |
| 8 | ● | | | | ● |
| 9 | ● | ● | | | ● |

10 POSITION (ACTUATOR COLOR: RED)

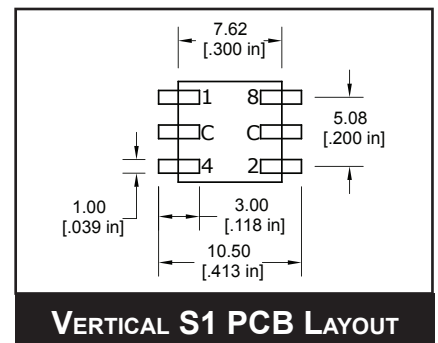
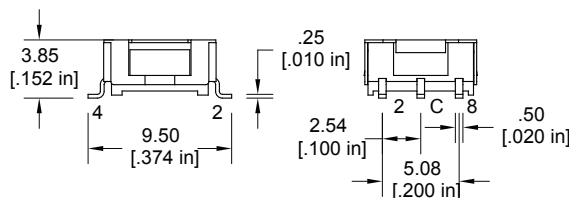
TERMINATION OPTIONS

P1 - VERTICAL



VERTICAL P1 PCB LAYOUT

S1 - VERTICAL



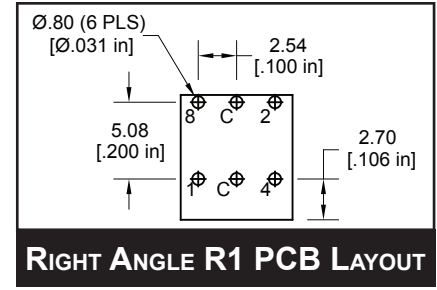
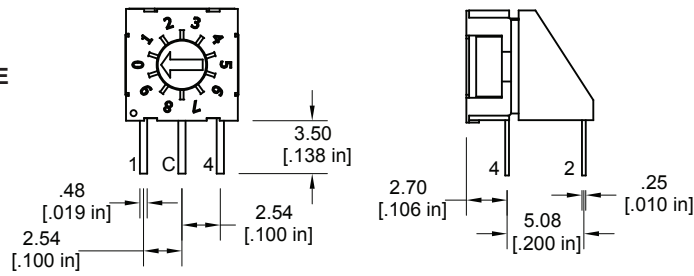
VERTICAL S1 PCB LAYOUT



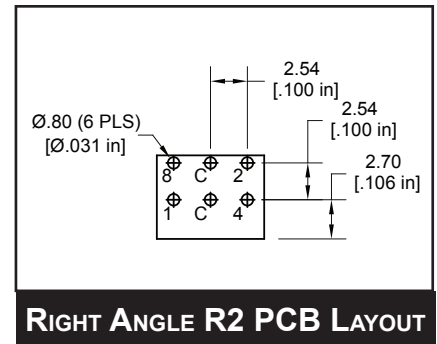
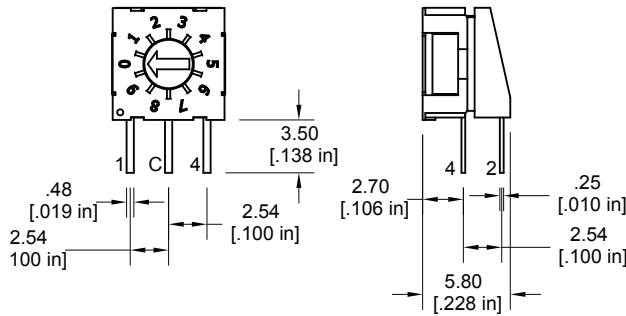
RDM SERIES ROTARY DIP SWITCH

TERMINATION OPTIONS (CONT.)

R1 - RIGHT ANGLE



R2 - RIGHT ANGLE



- ANTI-VANDAL SWITCHES
- DETECTOR SWITCHES
- DIP SWITCHES**
- KEYLOCK SWITCHES
- NAVIGATION SWITCHES
- PUSHBUTTON SWITCHES
- ROCKER SWITCHES
- ROTARY SWITCHES
- SLIDE SWITCHES
- SNAP ACTION SWITCHES
- TACTILE SWITCHES
- TOGGLE SWITCHES
- CAP OPTIONS

