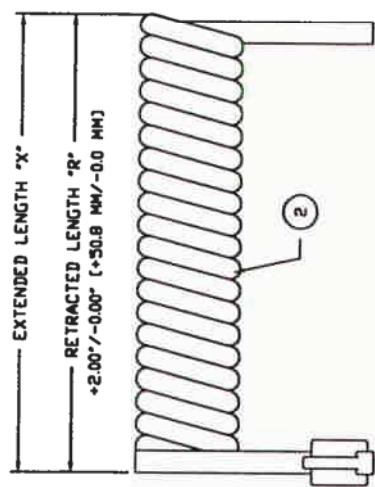
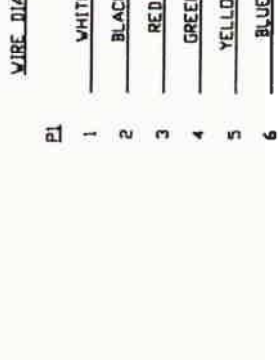


THESE DRAWINGS AND SPECIFICATIONS ARE THE SOLE PROPERTY OF I/O INTERCONNECT INC., U.S.A. AND SHALL NOT BE REPRODUCED, COPIED, OR USED IN ANY MANNER WITHOUT THE PRIOR WRITTEN CONSENT OF I/O INTERCONNECT INC. OR ITS AFFILIATED SUBSIDIARIES.

DWG. NO.	ZONE	REV.	DESCRIPTION	DATE	APPROVED
XX6-52X-D		X1	CUSTOMER APPROVAL	03/26/99	E.V.
		X2	ADD RETRACTED LENGTH	03/29/99	E.V.



CUSTOMER APPROVAL
 ENGR. SIGN *Math Limer*
 DATE: 4-13-99

- NOTES: UNLESS OTHERWISE SPECIFIED.
- TEST CABLE FOR ALL OPENS & SHORTS.
 - PACKAGE CABLE ASSEMBLY INDIVIDUALLY IN PLASTIC BAG. PACKAGE INDIVIDUAL BAG PER LOT NUMBER QUANTITIES.

466-146-525-D	121-610-022	14.0 FT (4.3 M)	44.0 IN (1117.6 MM)	WHITE
466-146-524-D	121-610-012	14.0 FT (4.3 M)	44.0 IN (1117.6 MM)	BLACK
466-146-523-D	121-610-002	14.0 FT (4.3 M)	44.0 IN (1117.6 MM)	SILVER SATIN
466-106-522-D	121-610-021	10.0 FT (3.0 M)	32.0 IN (812.8 MM)	WHITE
466-106-521-D	121-610-011	10.0 FT (3.0 M)	32.0 IN (812.8 MM)	BLACK
466-106-520-D	121-610-001	10.0 FT (3.0 M)	32.0 IN (812.8 MM)	SILVER SATIN
466-076-525-D	121-610-020	7.0 FT (2.1 M)	24.0 IN (609.6 MM)	WHITE
466-076-524-D	121-610-010	7.0 FT (2.1 M)	24.0 IN (609.6 MM)	BLACK
466-076-523-D	121-610-000	7.0 FT (2.1 M)	24.0 IN (609.6 MM)	SILVER SATIN
466-056-522-D	121-610-023	5.0 FT (1.5 M)	18.0 IN (457.2 MM)	WHITE
466-056-521-D	121-610-013	5.0 FT (1.5 M)	18.0 IN (457.2 MM)	BLACK
466-056-520-D	121-610-003	5.0 FT (1.5 M)	18.0 IN (457.2 MM)	SILVER SATIN
IDI PART NUMBER	IDI CABLE PART NUMBER	EXTENDED LENGTH "X"	RETRACTED LENGTH "R"	

TABULATION BLOCK

THIRD ANGLE PROJECTION

UNLESS OTHERWISE NOTED, DIMENSIONS ARE IN INCHES (MILLIMETER) TOLERANCES: XXX ± 0.25 (6.35)

W. NO. 6P6C COIL CABLE
 TO OPEN END, CABLE ASSEMBLY

PART NO. 466-XX6-52X-D
 DWG. NO. 466-XX6-52X-D
 CUSTOMER DIGI KEY

SCALE: NONE SHEET 1 OF 1

CABLE ASSEMBLY PARTS LIST

ITEM	QTY	MFG.	IDI PART NO.	DESCRIPTION
2				SEE "TABULATION BLOCK"
1	1	PC	325-661-50X	MODULAR COIL CABLE, 26 AWG (7/34) BARE COPPER, 6 CONDUCTOR, UNSHIELDED, PVC JACKET, (SEE TABULATION BLOCK FOR COLOR), CONNECTOR, MODULAR PLUG, 6 POSITION, 6 CONDUCTOR, 50U" AL, FLAT TYPE EXIT.

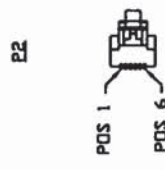
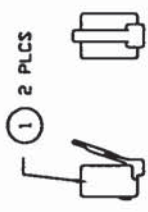
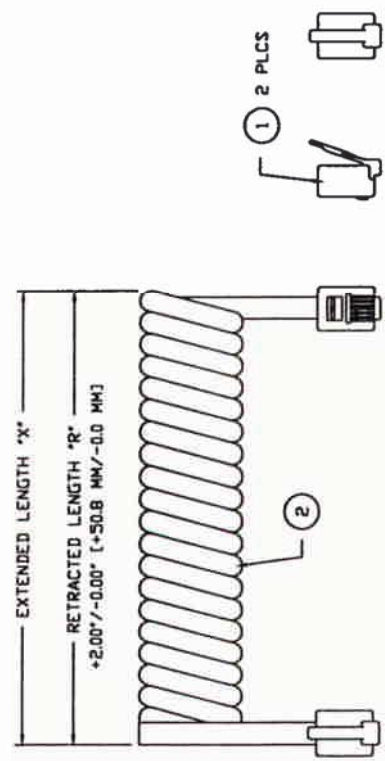
A B C D E F G H

THESE DRAWINGS AND SPECIFICATIONS ARE THE SOLE PROPERTY OF I/O INTERCONNECT INC. U.S.A. AND SHALL NOT BE REPRODUCED, COPIED, OR USED IN ANY MANNER WITHOUT THE PRIOR WRITTEN CONSENT OF I/O INTERCONNECT INC. OR ITS AFFILIATED SUBSIDIARIES.

DWG. NO.	ZONE	REV.	DESCRIPTION	DATE	APPROVED
XX6-50X-D		X1	CUSTOMER APPROVAL	03/26/99	E.V.
		X2	ADD RETRACTED LENGTH	03/29/99	E.V.

WIRE DIAGRAM

P1	P2
1	WHITE
2	BLACK
3	RED
4	GREEN
5	YELLOW
6	BLUE



466-146-503-D	121-610-022	14.0 FT (4.3 M)	44.0 IN (1117.6 MM)	WHITE
466-146-504-D	121-610-012	14.0 FT (4.3 M)	44.0 IN (1117.6 MM)	BLACK
466-146-503-D	121-610-002	14.0 FT (4.3 M)	44.0 IN (1117.6 MM)	SILVER SATIN
466-106-502-D	121-610-021	10.0 FT (3.0 M)	32.0 IN (812.8 MM)	WHITE
466-106-501-D	121-610-011	10.0 FT (3.0 M)	32.0 IN (812.8 MM)	BLACK
466-106-500-D	121-610-001	10.0 FT (3.0 M)	32.0 IN (812.8 MM)	SILVER SATIN
466-076-503-D	121-610-020	7.0 FT (2.1 M)	24.0 IN (609.6 MM)	WHITE
466-076-504-D	121-610-010	7.0 FT (2.1 M)	24.0 IN (609.6 MM)	BLACK
466-076-503-D	121-610-000	7.0 FT (2.1 M)	24.0 IN (609.6 MM)	SILVER SATIN
466-056-502-D	121-610-023	5.0 FT (1.5 M)	18.0 IN (457.2 MM)	WHITE
466-056-501-D	121-610-013	5.0 FT (1.5 M)	18.0 IN (457.2 MM)	BLACK
466-056-500-D	121-610-003	5.0 FT (1.5 M)	18.0 IN (457.2 MM)	SILVER SATIN
IOI PART NUMBER	IOI CABLE PART NUMBER	EXTENDED LENGTH 'X'	RETRACTED LENGTH 'R'	COLOR

TABULATION BLOCK

			TITLE: 6P6C/6P6C COIL CABLE, REVERSE STYLE, CABLE ASSEMBLY PART NO: 466-XX6-50X-D QTY: 1 CUSTOMER: DIGI KEY REV: X2 SHEET 1 OF 1
UNLESS OTHERWISE NOTED DIMENSIONS ARE IN INCHES (MILLIMETER) TOLERANCES: X.XX ± 0.25 (6.35)			I/O INTERCONNECT SANTA ANA, CALIFORNIA

CUSTOMER APPROVAL
 ENGR. SIGN Matt Lerner
 DATE: 4-13-99

- NOTES: UNLESS OTHERWISE SPECIFIED.
- TEST CABLE FOR ALL OPENS & SHORTS.
 - PACKAGE CABLE ASSEMBLY INDIVIDUALLY IN PLASTIC BAG. PACKAGE INDIVIDUAL BAG PER LOT NUMBER QUANTITIES.

2	*X' FT	IOI	SEE "TABULATION BLOCK"	MODULAR COIL CABLE, 26 AVG (7/34) BARE COPPER, 6CONDUCTOR, UNSHIELDED, PVC JACKET, (SEE TABULATION BLOCK FOR COLOR).
1	2 PCS	IOI	325-661-50X	CONNECTOR, MODULAR PLUG, 6 POSITION, 6 CONDUCTOR, 50U" AU, FLAT TYPE EXIT.
ITEM	QTY	MFG.	IOI PART NO.	DESCRIPTION
CABLE ASSEMBLY PARTS LIST				

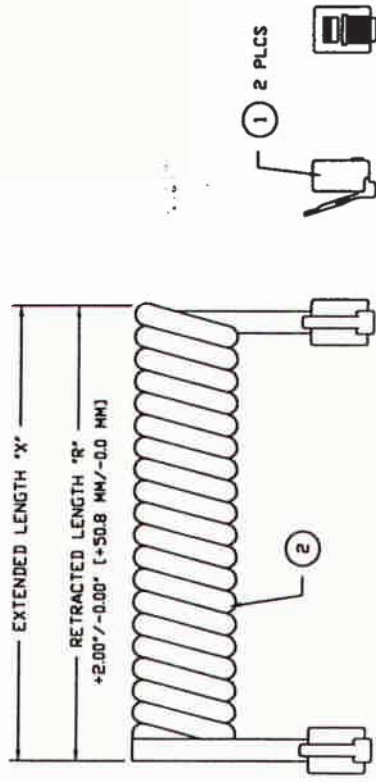
A B C D E F G H

THESE DRAWINGS AND SPECIFICATIONS ARE THE SOLE PROPERTY OF I/O INTERCONNECT INC. ALL RIGHTS ARE RESERVED. NO PART OF THIS DRAWING OR SPECIFICATION SHALL BE REPRODUCED, COPIED, OR USED IN ANY MANNER WITHOUT THE WRITTEN CONSENT OF I/O INTERCONNECT INC. OR ITS AFFILIATED SUBSIDIARIES.

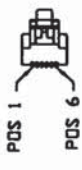
DWG. NO.	ZONE	REV.	DESCRIPTION	DATE	APPROVED
XX6-31X-D		X1	CUSTOMER APPROVAL	03/26/99	E.V.
		X2	ADD RETRACTED LENGTH	03/29/99	E.V.

WIRE DIAGRAM

P1	P2
1	WHITE
2	BLACK
3	RED
4	GREEN
5	YELLOW
6	BLUE



P2



P1



CUSTOMER APPROVAL
 ENGR. SIGN *Math Yarnes*
 DATE: 4-13-99

NOTES: UNLESS OTHERWISE SPECIFIED.

1. TEST CABLE FOR ALL OPENS & SHORTS.

2. PACKAGE CABLE ASSEMBLY INDIVIDUALLY IN PLASTIC BAG. PACKAGE INDIVIDUAL BAG PER LOT NUMBER QUANTITIES.

466-146-515-D	121-610-022	14.0 FT (4.3 M)	44.0 IN (1117.6 MM)	WHITE
466-146-514-D	121-610-012	14.0 FT (4.3 M)	44.0 IN (1117.6 MM)	BLACK
466-146-513-D	121-610-002	14.0 FT (4.3 M)	44.0 IN (1117.6 MM)	SILVER SATIN
466-106-512-D	121-610-021	10.0 FT (3.0 M)	32.0 IN (812.8 MM)	WHITE
466-106-511-D	121-610-011	10.0 FT (3.0 M)	32.0 IN (812.8 MM)	BLACK
466-106-510-D	121-610-001	10.0 FT (3.0 M)	32.0 IN (812.8 MM)	SILVER SATIN
466-076-515-D	121-610-020	7.0 FT (2.1 M)	24.0 IN (609.6 MM)	WHITE
466-076-514-D	121-610-010	7.0 FT (2.1 M)	24.0 IN (609.6 MM)	BLACK
466-076-513-D	121-610-000	7.0 FT (2.1 M)	24.0 IN (609.6 MM)	SILVER SATIN
466-056-512-D	121-610-023	5.0 FT (1.5 M)	18.0 IN (457.2 MM)	WHITE
466-056-511-D	121-610-013	5.0 FT (1.5 M)	18.0 IN (457.2 MM)	BLACK
466-056-510-D	121-610-003	5.0 FT (1.5 M)	18.0 IN (457.2 MM)	SILVER SATIN
IDI PART NUMBER	IDI CABLE PART NUMBER	EXTENDED LENGTH "X"	RETRACTED LENGTH "R"	

TABULATION BLOCK

THIRD ANGLE PROJECTION

UNLESS OTHERWISE NOTED, DIMENSIONS ARE IN INCHES (MILLIMETER) TOLERANCES: XXX ± 0.25 (6.35)

TITLE: I/O INTERCONNECT
 SANTA ANA, CALIFORNIA

STANDARD STYLE, CABLE ASSEMBLY

PART NO. 466-316-31X-D

DWG. NO. 466-316-31X-D

DATE: 03/26/99

DESIGNED BY: E.V.

CHECKED BY: E.V.

SCALE: NONE

SHEET 1 OF 1

CABLE ASSEMBLY PARTS LIST

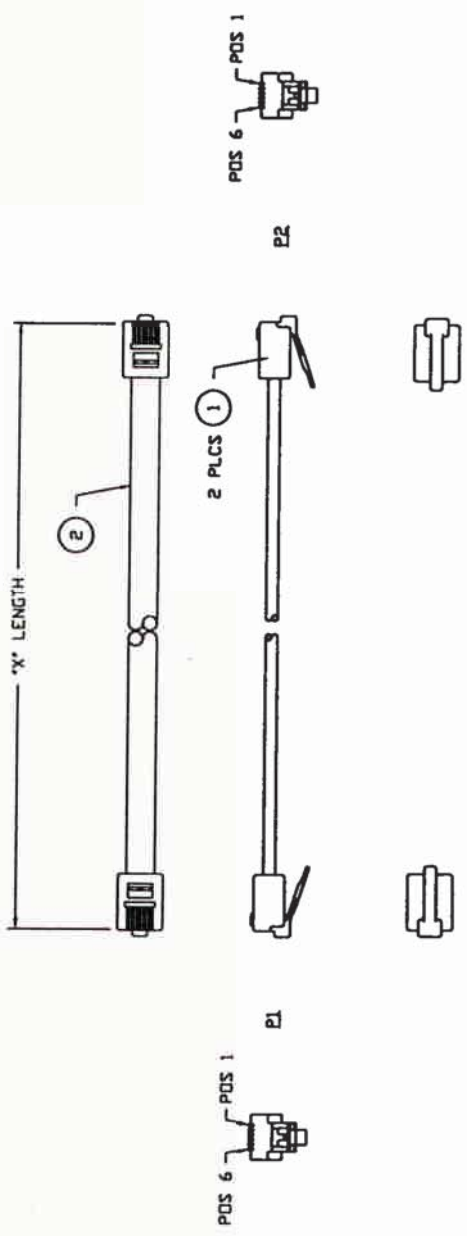
ITEM	QTY	MFG.	IDI PART NO.	DESCRIPTION
2				SEE "TABULATION BLOCK"
1	2 PCS	IDI	325-661-50X	MODULAR COIL CABLE, 26 AVG (7/34) BARE COPPER, 6 CONDUCTOR, UNSHIELDED, PVC JACKET, (SEE TABULATION BLOCK FOR COLOR).
				CONNECTOR, MODULAR PLUG, 6 POSITION, 6 CONDUCTOR, 50U" AU, FLAT TYPE EXIT.

A	B	C	D	E	F	G	H
D.W.G. NO. XX6-512-D		ZONE X1	REV. X1	DESCRIPTION CUSTOMER APPROVAL	DATE 03/24/99	APPROVED E.V.	

THESE DRAWINGS AND SPECIFICATIONS ARE THE SOLE PROPERTY OF I/O INTERCONNECT INC. U.S.A. AND SHALL NOT BE REPRODUCED, COPIED, OR USED IN ANY MANNER WITHOUT THE PRIOR WRITTEN CONSENT OF I/O INTERCONNECT INC. OR ITS AFFILIATED SUBSIDIARIES.

WIRE DIAGRAM

PL	DESCRIPTION	P2
1	WHITE	6
2	BLACK	5
3	RED	4
4	GREEN	3
5	YELLOW	2
6	BLUE	1

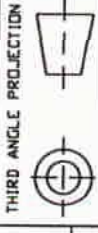


CUSTOMER APPROVAL
 ENGR. SIGN *Math Ammer*
 DATE: 4-12-99

H1661-25-ND
 H1661-14-ND
 H1661-07-ND

466-256-512-D	25.0 FT ± 4.0 IN 7.62 M ± 101.6 MM
466-146-512-D	14.0 FT ± 3.0 IN 4.27 M ± 76.2 MM
466-076-512-D	7.0 FT ± 2.0 IN 2.13 M ± 50.8 MM

PART NUMBER	LENGTH "X"
I/O INTERCONNECT	
TITLE: I/O INTERCONNECT	
SANTA ANA, CALIFORNIA	



THIRD ANGLE PROJECTION
 UNLESS OTHERWISE NOTED:
 1) DIMENSIONS ARE IN INCHES (MILLIMETER)
 2) TOLERANCES:
 X.XX ± 0.25 (6.35)

- NOTES: UNLESS OTHERWISE SPECIFIED.
- CABLE TO BE BUNDLED AND TWIST TIED.
 - TEST CABLE FOR ALL OPENS & SHORTS.
 - PACKAGE CABLE ASSEMBLY INDIVIDUALLY IN PLASTIC BAG. PACKAGE INDIVIDUAL BAG PER LOT NUMBER QUANTITIES.

2	*X	101	120-610-020	MODULAR CABLE, 26 AVG (7/34) BARE COPPER, 6 CONDUCTOR, UNSHIELDED, WHITE PVC.
1	2 PCS	101	325-661-50X	CONNECTOR, MODULAR PLUG, 6 POSITION, 6 CONDUCTOR, 50u" Av, FLAT TYPE EXIT.
ITEM	QTY	MFG.	101 PART NO.	DESCRIPTION

CABLE ASSEMBLY PARTS LIST

SCALE: NONE	SHEET 1 OF 1
-------------	--------------

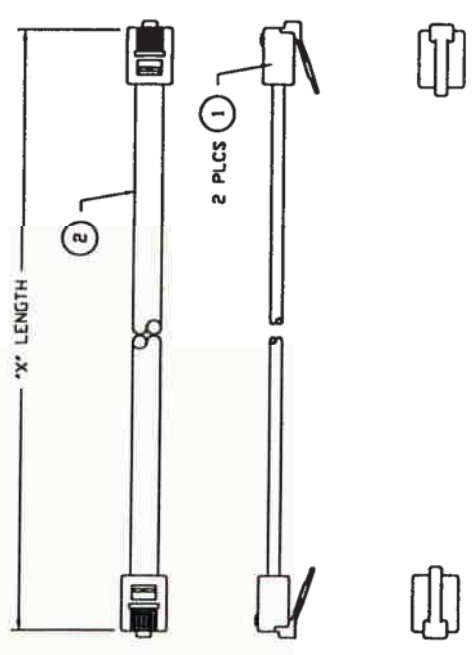
A B C D E F G H

THESE DRAWINGS AND SPECIFICATIONS ARE THE SOLE PROPERTY OF I/O INTERCONNECT INC. ANY REPRODUCTION OR USE IN ANY MANNER WITHOUT THE WRITTEN CONSENT OF I/O INTERCONNECT INC. OR ITS AFFILIATED SUBSIDIARIES.

DWG. NO.	ZONE	REV.	DESCRIPTION	DATE	APPROVED
XX6-511-D		XI	CUSTOMER APPROVAL	03/24/99	E.V.

WIRE DIAGRAM

P1		P2
1	WHITE	6
2	BLACK	5
3	RED	4
4	GREEN	3
5	YELLOW	2
6	BLUE	1



CUSTOMER APPROVAL
 ENGR. SIGN *Math Sumic*
 DATE: 4-12-99

- H1662 - 25' - ND
- H1662 - 14' - ND
- H1662 - 07' - ND

- NOTES: UNLESS OTHERWISE SPECIFIED.
- CABLE TO BE BUNDLED AND TWIST TIED.
 - TEST CABLE FOR ALL OPENS & SHORTS.
 - PACKAGE CABLE ASSEMBLY INDIVIDUALLY IN PLASTIC BAG. PACKAGE INDIVIDUAL BAG PER LOT NUMBER QUANTITIES.

466-256-511-D	25.0 FT ± 4.0 IN 7.62 M ± 101.6 MM
466-146-511-D	14.0 FT ± 3.0 IN 4.27 M ± 76.2 MM
466-076-511-D	7.0 FT ± 2.0 IN 2.13 M ± 50.8 MM
PART NUMBER	LENGTH 'X'
I/O INTERCONNECT	

I/O INTERCONNECT
 SANTA ANA, CALIFORNIA

UNLESS OTHERWISE NOTED:
 1) DIMENSIONS ARE IN INCHES (MILLIMETER)
 2) TOLERANCES: .1XX ± 0.25 (6.35)

THIRD ANGLE PROJECTION

SCALE: NONE SHEET 1 OF 1

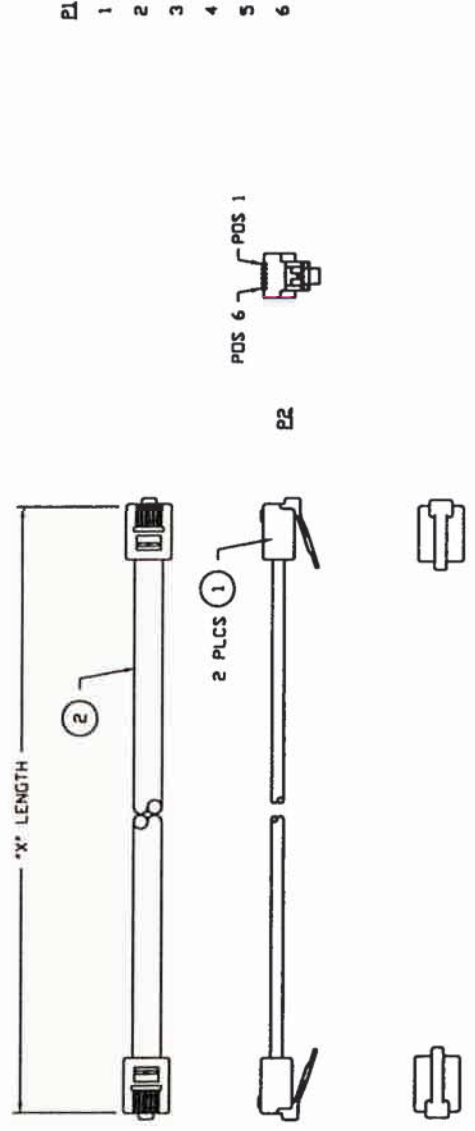
2	'X'	120-610-010	MODULAR CABLE, 26 AWG (7/34) BARE COPPER, 6 CONDUCTOR, UNSHIELDED, BLACK PVC.
1	2 PCS	325-661-50X	CONNECTOR, MODULAR PLUG, 6 POSITION, 6 CONDUCTOR, 50U" AU, FLAT TYPE EXIT.
ITEM	QTY	MFG.	DESCRIPTION
		IDI PART NO.	

CABLE ASSEMBLY PARTS LIST

A	B	C	D	E	F	G	H
THESE DIMENSIONS AND SPECIFICATIONS ARE THE SOLE PROPERTY OF I/O INTERCONNECT INC. ANY REUSE OR REPRODUCTION OF THIS INFORMATION WITHOUT THE WRITTEN CONSENT OF I/O INTERCONNECT INC. OR ITS AFFILIATED SUBSIDIARIES.		DWG. NO. XXG-510-D		ZONE XI	REV. XI	DESCRIPTION CUSTOMER APPROVAL	DATE 03/24/99
						APPROVED E.V.	

WIRE DIAGRAM

P1		P2
1	WHITE	6
2	BLACK	5
3	RED	4
4	GREEN	3
5	YELLOW	2
6	BLUE	1



CUSTOMER APPROVAL
 ENGR. SIGN Math Danner
 DATE: 4-12-99

H1663-25-ND
 H1663-14-ND
 H1663-07-ND

- NOTES: UNLESS OTHERWISE SPECIFIED.
- CABLE TO BE BUNDLED AND TWIST TIED.
 - TEST CABLE FOR ALL OPENS & SHORTS.
 - PACKAGE CABLE ASSEMBLY INDIVIDUALLY IN PLASTIC BAG. PACKAGE INDIVIDUAL BAG PER LOT NUMBER QUANTITIES.

466-256-510-D	25.0 FT ± 4.0 IN 7.62 M ± 101.6 MM
466-146-510-D	14.0 FT ± 3.0 IN 4.27 M ± 76.2 MM
466-076-510-D	7.0 FT ± 2.0 IN 2.13 M ± 50.8 MM
PART NUMBER	LENGTH *X*

THIRD ANGLE PROJECTION

UNLESS OTHERWISE NOTED DIMENSIONS ARE IN INCHES (MILLIMETER) TOLERANCES:
 X.XX ± 0.25 (6.35)

I/O INTERCONNECT
 SANTA ANA, CALIFORNIA

6P6C MODULAR, STANDARD STYLE, SILVER SATIN, CABLE ASSEMBLY

PART NO. 466-XXG-510-D
 DWG NO. 466-XXG-510-D
 CUSTOMER DIGI KEY
 SCALE NONE SHEET 1 OF 1

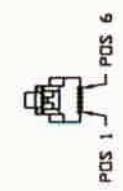
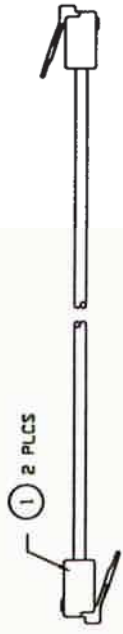
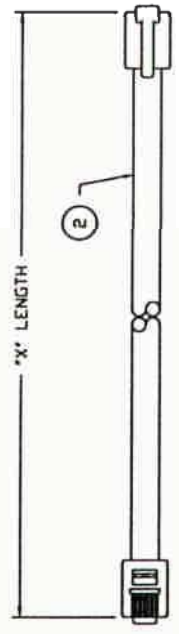
2	*X*	101	120-610-000	MODULAR CABLE, 26 AVG (7/34) BARE COPPER, 6 CONDUCTOR, UNSHIELDED, SILVER SATIN PVC.
1	2 PCS	101	325-661-50X	CONNECTOR, MODULAR PLUG, 6 POSITION, 6 CONDUCTOR, 50u" Au, FLAT TYPE EXIT.
ITEM	QTY	MFG.	101 PART NO.	DESCRIPTION

CABLE ASSEMBLY PARTS LIST

A	B	C	D	E	F	G	H	
THESE DRAWINGS AND SPECIFICATIONS ARE THE SOLE PROPERTY OF I/O INTERCONNECT INC. U.S.A. AND SHALL NOT BE REPRODUCED, COPIED, OR USED IN ANY MANNER WITHOUT THE PRIOR WRITTEN CONSENT OF I/O INTERCONNECT INC. OR ITS AFFILIATED SUBSIDIARIES.		DWG. NO. XX6-502-D		ZONE 	REV. X1	DESCRIPTION CUSTOMER APPROVAL	DATE 03/24/99	APPROVED E.V.

WIRE DIAGRAM

P1		P2
1	WHITE	1
2	BLACK	2
3	RED	3
4	GREEN	4
5	YELLOW	5
6	BLUE	6



CUSTOMER APPROVAL
 ENGR. SIGN Math Lemme
 DATE: 4-12-99

- NOTES: UNLESS OTHERWISE SPECIFIED.
- CABLE TO BE BUNDLED AND TWIST TIED.
 - TEST CABLE FOR ALL OPENS & SHORTS.
 - PACKAGE CABLE ASSEMBLY INDIVIDUALLY IN PLASTIC BAG. PACKAGE INDIVIDUAL BAG PER LOT NUMBER QUANTITIES.

HZ661-25-ND
 HZ661-14-ND
 HZ661-07-ND

466-256-502-D	25.0 FT ± 4.0 IN 7.62 M ± 101.6 MM
466-146-502-D	14.0 FT ± 3.0 IN 4.27 M ± 76.2 MM
466-076-502-D	7.0 FT ± 2.0 IN 2.13 M ± 50.8 MM
PART NUMBER	LENGTH *X*
I/O INTERCONNECT	

I/O INTERCONNECT
 SANTA ANA, CALIFORNIA

THIRD ANGLE PROJECTION

UNLESS OTHERWISE NOTED:
 1) DIMENSIONS ARE IN INCHES (MILLIMETER)
 2) XXX ± 0.25 (6.35)

6P6C MODULAR, REVERT STYLE, WHITE, CABLE ASSEMBLY

PART NO: 466-XX6-502-D
 DWG NO: 466-XX6-502-D
 CUSTOMER: DIGI KEY
 REV: X1

SCALE: NONE SHEET 1 OF 1

ITEM	QTY	MFG.	IOI PART NO.	DESCRIPTION
2	*X*	IOI	120-610-020	MODULAR CABLE, 26 AVG (7/34) BARE COPPER, 6 CONDUCTOR, UNSHIELDED, WHITE PVC.
1	2 PCS	IOI	325-661-50X	CONNECTOR, MODULAR PLUG, 6 POSITION, 6 CONDUCTOR, 50U" AV., FLAT TYPE EXIT.

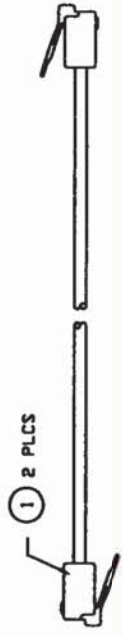
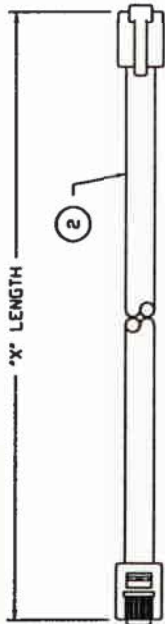
CABLE ASSEMBLY PARTS LIST

THESE DRAWINGS AND SPECIFICATIONS ARE THE SOLE PROPERTY OF I/O INTERCONNECT INC., U.S.A. AND SHALL NOT BE REPRODUCED EITHER WHOLLY OR IN PART WITHOUT THE WRITTEN CONSENT OF I/O INTERCONNECT INC. OR ITS AFFILIATED SUBSIDIARIES.

DWG. NO.	ZONE	REV.	DESCRIPTION	DATE	APPROVED
XX6-501-D		XI	CUSTOMER APPROVAL	03/24/99	E.V.

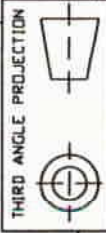
WIRE DIAGRAM

P1	P2
1	WHITE
2	BLACK
3	RED
4	GREEN
5	YELLOW
6	BLUE



CUSTOMER APPROVAL
 ENGR. SIGN M.H. Garner
 DATE: 4-12-99

466-256-501-D	25.0 FT ± 4.0 IN 7.62 M ± 101.6 MM
466-146-501-D	14.0 FT ± 3.0 IN 4.27 M ± 76.2 MM
466-076-501-D	7.0 FT ± 2.0 IN 2.13 M ± 50.8 MM
PART NUMBER	LENGTH "X"
I/O INTERCONNECT	



THIRD ANGLE PROJECTION
 UNLESS OTHERWISE NOTED
 1) DIMENSIONS ARE IN INCHES (MILLIMETER)
 2) TOLERANCES:
 X.XX ± 0.25 (6.35)

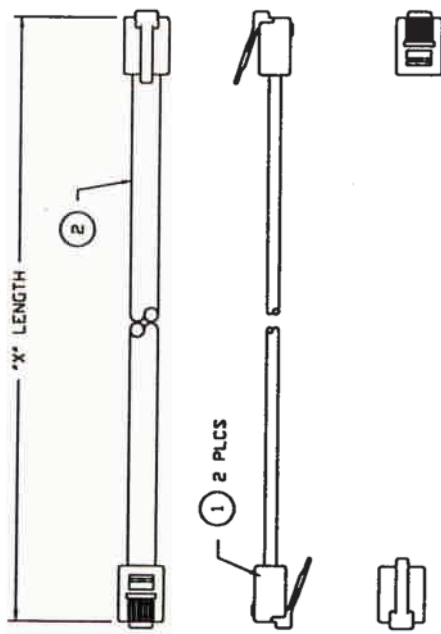
FILE NO.	6P6C MODULAR, REVERT STYLE, BLACK, CABLE ASSEMBLY
PART NO.	466-XX6-501-D
DRAWING	466-XX6-501-D
CUSTOMER	DIGI KEY
SCALE	NONE
SHEET	1 OF 1

- NOTES: UNLESS OTHERWISE SPECIFIED.
- CABLE TO BE BUNDLED AND TWIST TIED.
 - TEST CABLE FOR ALL OPENS & SHORTS.
 - PACKAGE CABLE ASSEMBLY INDIVIDUALLY IN PLASTIC BAG. PACKAGE INDIVIDUAL BAG PER LOT NUMBER QUANTITIES.

ITEM	QTY	MFG.	IOI PART NO.	DESCRIPTION
2	101		120-610-010	MODULAR CABLE, 26 AVG (7/34) BARE COPPER, 6 CONDUCTOR, UNSHIELDED, BLACK PVC.
1	2 PCS	IOI	325-661-50X	CONNECTOR, MODULAR PLUG, 6 POSITION, 6 CONDUCTOR, 50" Au, FLAT TYPE EXIT.

CABLE ASSEMBLY PARTS LIST

A	B	C	D	E	F	G	H
THESE DRAWINGS AND SPECIFICATIONS ARE THE SOLE PROPERTY OF I/O INTERCONNECT INC. UNLESS OTHERWISE NOTED. NO REPRODUCTION OR USE IN ANY MANNER WITHOUT THE WRITTEN CONSENT OF I/O INTERCONNECT INC. OR ITS AFFILIATED SUBSIDIARIES.		DWG. NO. XX6-500-D		ZONE REV. X1	DESCRIPTION CUSTOMER APPROVAL	DATE 03/24/99	APPROVED E.V.



WIRE DIAGRAM

P1	P2
1	WHITE
2	BLACK
3	RED
4	GREEN
5	YELLOW
6	BLUE

CUSTOMER APPROVAL
 ENGR. SIGN Mathy Lemme
 DATE: 4-12-99

H2663-25-ND
 H2663-14-ND
 H2663-07-ND

- NOTES: UNLESS OTHERWISE SPECIFIED.
- CABLE TO BE BUNDLED AND TWIST TIED.
 - TEST CABLE FOR ALL OPENS & SHORTS.
 - PACKAGE CABLE ASSEMBLY INDIVIDUALLY IN PLASTIC BAG. PACKAGE INDIVIDUAL BAG PER LOT NUMBER QUANTITIES.

466-256-500-D	25.0 FT ± 4.0 IN 7.62 M ± 101.6 MM
466-146-500-D	14.0 FT ± 3.0 IN 4.27 M ± 76.2 MM
466-076-500-D	7.0 FT ± 2.0 IN 2.13 M ± 50.8 MM
PART NUMBER	LENGTH "X"
I/O INTERCONNECT	

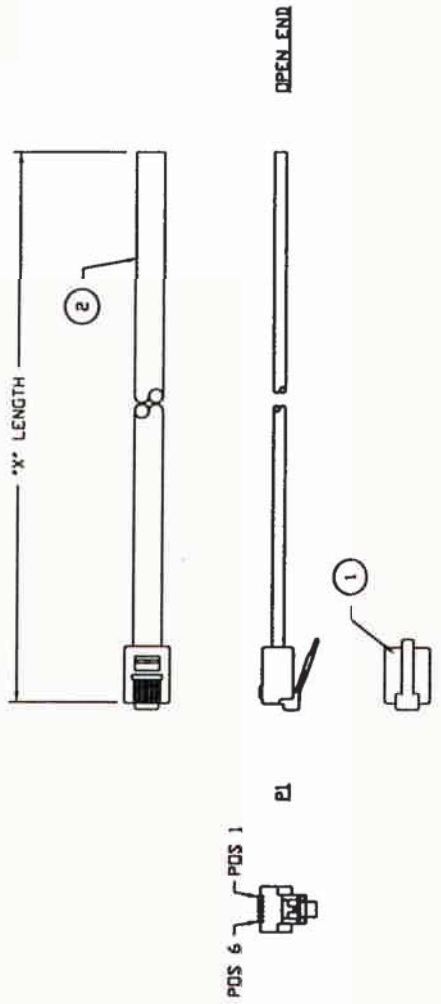
I/O INTERCONNECT SANTA ANA, CALIFORNIA	
TITLE	6P6C MODULAR, REVERT STYLE, SILVER SATIN, CABLE ASSEMBLY
REV. NO.	466-XX6-500-D
REV. DATE	466-XX6-500-D
REV. BY	DIGI KEY
REV. DATE	
SCALE	NONE
SHEET	1 OF 1

ITEM	QTY	MFG.	IOI PART NO.	DESCRIPTION
2	"X"	IOI	120-610-000	MODULAR CABLE, 26 AVG (7/34) BARE COPPER, 6 CONDUCTOR, UNSHIELDED, SILVER SATIN PVC.
1	2 PCS	IOI	325-661-50X	CONNECTOR, MODULAR PLUG, 6 POSITION, 6 CONDUCTOR, 50u" AU, FLAT TYPE EXIT.
CABLE ASSEMBLY PARTS LIST				

A	B	C	D	E	F	G	H	
THESE DRAWINGS AND SPECIFICATIONS ARE THE SOLE PROPERTY OF I/O INTERCONNECT INC. NO REUSE OR REPRODUCTION OF THESE DRAWINGS OR SPECIFICATIONS IS PERMITTED WITHOUT THE WRITTEN CONSENT OF I/O INTERCONNECT INC OR ITS AFFILIATED SUBSIDIARIES.		DWG. NO. XX6-522-D		ZONE X1	REV. X1	DESCRIPTION CUSTOMER APPROVAL	DATE 03/24/99	APPROVED E.V.

WIRE DIAGRAM

PL	WIRE COLOR	OPEN END
1	WHITE	
2	BLACK	
3	RED	
4	GREEN	
5	YELLOW	
6	BLUE	



CUSTOMER APPROVAL
 ENGR. SIGN Math A...
 DATE: 4-12-99

H3661-25-ND
 H3661-14-ND
 H3661-07-ND

- NOTES: UNLESS OTHERWISE SPECIFIED.
- CABLE TO BE BUNDLED AND TWIST TIED.
 - TEST CABLE FOR ALL OPENS & SHORTS.
 - PACKAGE CABLE ASSEMBLY INDIVIDUALLY IN PLASTIC BAG. PACKAGE INDIVIDUAL BAG PER LOT NUMBER QUANTITIES.

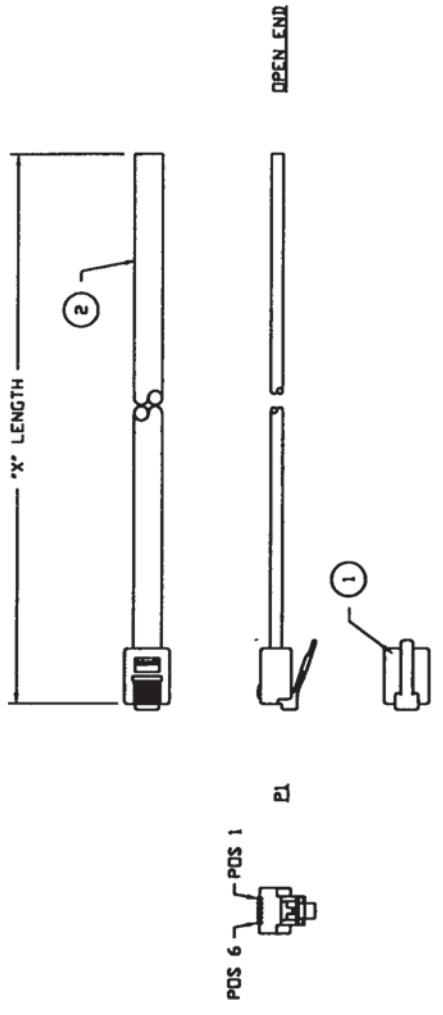
466-256-522-D	25.0 FT ± 4.0 IN 7.62 M ± 101.6 MM
466-146-522-D	14.0 FT ± 3.0 IN 4.27 M ± 76.2 MM
466-076-522-D	7.0 FT ± 2.0 IN 2.13 M ± 50.8 MM
PART NUMBER	LENGTH *X*
I/O INTERCONNECT	
I/O INTERCONNECT SANTA ANA, CALIFORNIA	
TITLE	GP6C MODULAR, TO OPEN END, WHITE, CABLE ASSEMBLY
PART NO.	466-XX6-522-D
DWG NO.	466-XX6-522-D
CUSTOMER	DIGI KEY
REV.	X1
SCALE	NONE
SHEET	1 OF 1

THIRD ANGLE PROJECTION			
UNLESS OTHERWISE NOTED DIMENSIONS ARE IN INCHES (MILLIMETER) TOLERANCES X.XX ± 0.25 (6.35)			
2	*X*	120-610-020	MODULAR CABLE, 26 AWG (7/34) BARE COPPER, 6 CONDUCTOR, UNSHIELDED, WHITE PVC.
1	1 PC	325-661-50X	CONNECTOR, MODULAR PLUG, 6 POSITION, 6 CONDUCTOR, 50L AU, FLAT TYPE EXIT.
ITEM	QTY	MFG.	DESCRIPTION
		IOI PART NO.	
CABLE ASSEMBLY PARTS LIST			

THESE DRAWINGS AND SPECIFICATIONS ARE THE SOLE PROPERTY OF I/O INTERCONNECT INC., U.S.A. AND SHALL NOT BE REPRODUCED, COPIED, OR USED IN ANY MANNER WITHOUT THE PRIOR WRITTEN CONSENT OF I/O INTERCONNECT INC. OR ITS AFFILIATED SUBSIDIARIES.	DWG. NO. XX6-521-D	ZONE XI	REV. XI	DESCRIPTION CUSTOMER APPROVAL	DATE 03/24/99	APPROVED E.M.
--	-----------------------	------------	------------	----------------------------------	------------------	------------------

WIRE DIAGRAM

PL	OPEN END
1	WHITE
2	BLACK
3	RED
4	GREEN
5	YELLOW
6	BLUE



CUSTOMER APPROVAL
 ENGR. SIGN *Matt Tomac*
 DATE: 4-12-99

H3662-25-ND
 H3662-14-ND
 H3662-07-ND

466-256-521-D	25.0 FT ± 4.0 IN 762 M ± 101.6 MM
466-146-521-D	14.0 FT ± 3.0 IN 427 M ± 76.2 MM
466-076-521-D	7.0 FT ± 2.0 IN 213 M ± 50.8 MM
PART NUMBER	LENGTH *X*

THIRD ANGLE PROJECTION

UNLESS OTHERWISE NOTED
 1) DIMENSIONS ARE IN INCHES (MILLIMETER)
 2) TOLERANCES:
 XXX ± 0.25 (6-35)

I/O INTERCONNECT
 SANTA ANA, CALIFORNIA

6P6C MODULAR, TO OPEN END,
 BLACK, CABLE ASSEMBLY

PART NO. 466-XX6-521-D
 DWG NO. 466-XX6-521-D
 CUSTOMER 0101 KEY
 REV. XI

- NOTES: UNLESS OTHERWISE SPECIFIED.
- CABLE TO BE BUNDLED AND TWIST TIED.
 - TEST CABLE FOR ALL OPENS & SHORTS.
 - PACKAGE CABLE ASSEMBLY INDIVIDUALLY IN PLASTIC BAG. PACKAGE INDIVIDUAL BAG PER LOT NUMBER QUANTITIES.

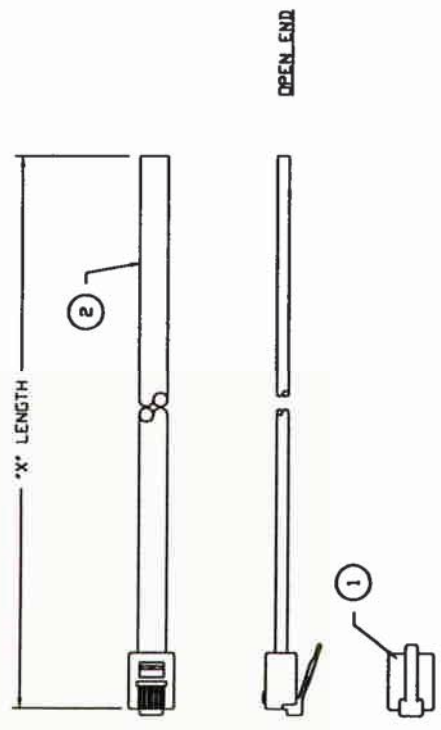
ITEM	QTY	MFG.	IOI PART NO.	DESCRIPTION
2	101		120-610-010	MODULAR CABLE, 26 AVG (7/34) BARE COPPER, 6 CONDUCTOR, UNSHIELDED, BLACK PVC.
1	1	PC	325-661-50X	CONNECTOR, MODULAR PLUG, 6 POSITION, 6 CONDUCTOR, 50U' AU, FLAT TYPE EXIT.

CABLE ASSEMBLY PARTS LIST

A B C D E F G H

DWG. NO.	ZONE	REV.	DESCRIPTION	DATE	APPROVED
XXS-520-D		X1	CUSTOMER APPROVAL	03/24/99	E.V.

THESE DRAWINGS AND SPECIFICATIONS ARE THE SOLE PROPERTY OF I/O INTERCONNECT INC., U.S.A. AND SHALL NOT BE REPRODUCED, COPIED, OR USED IN ANY MANNER WITHOUT THE PRIOR WRITTEN CONSENT OF I/O INTERCONNECT INC. OR ITS AFFILIATED SUBSIDIARIES.



WIRE DIAGRAM

PL	WIRE	OPEN END
1	WHITE	
2	BLACK	
3	RED	
4	GREEN	
5	YELLOW	
6	BLUE	

CUSTOMER APPROVAL
 ENGR. SIGN *Walt J. Amic*
 DATE: 4-12-99

H3663-75-ND
 H3663-14-ND
 H3663-07-ND

466-256-520-D	25.0 FT ± 4.0 IN 7.62 M ± 101.6 MM
466-146-520-D	14.0 FT ± 3.0 IN 4.27 M ± 76.2 MM
466-076-520-D	7.0 FT ± 2.0 IN 2.13 M ± 50.8 MM

PART NUMBER		LENGTH "X"
I/O INTERCONNECT		
I/O INTERCONNECT SANTA ANA, CALIFORNIA		
TITLE	6P6C MODULAR, TO OPEN END, SILVER SATIN, CABLE ASSEMBLY	
PART NO.	466-XX6-520-D	
DWG. NO.	466-XX6-520-D	
CUSTOMER	DIGI KEY	
REV.	X1	
SHEET	NONE	OF 1

THIRD ANGLE PROJECTION

UNLESS OTHERWISE NOTED:
 1) DIMENSIONS ARE IN INCHES (MILLIMETER)
 2) TOLERANCES:
 X.XXX ± 0.025 (6-35)

- NOTES: UNLESS OTHERWISE SPECIFIED.
- CABLE TO BE BUNDLED AND TWIST TIED.
 - TEST CABLE FOR ALL OPENS & SHORTS.
 - PACKAGE CABLE ASSEMBLY INDIVIDUALLY IN PLASTIC BAG. PACKAGE INDIVIDUAL BAG PER LOT NUMBER QUANTITIES.

ITEM	QTY	MFG.	IOI PART NO.	DESCRIPTION
2	X'	IOI	120-610-000	MODULAR CABLE, 26 AVG (7/34) BARE COPPER, 6 CONDUCTOR, UNSHIELDED, SILVER SATIN PVC.
1	1 PC	IOI	325-661-50X	CONNECTOR, MODULAR PLUG, 6 POSITION, 6 CONDUCTOR, 50U" AU, FLAT TYPE EXIT.

CABLE ASSEMBLY PARTS LIST