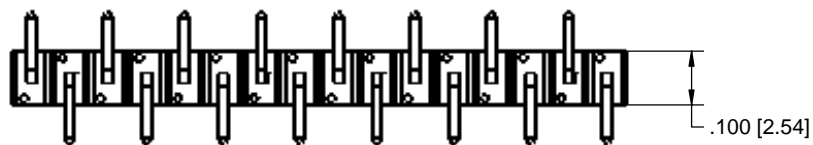
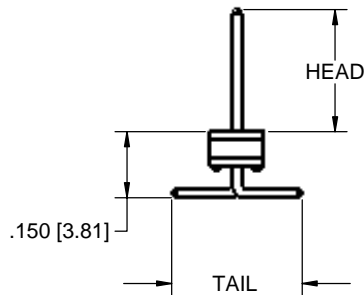
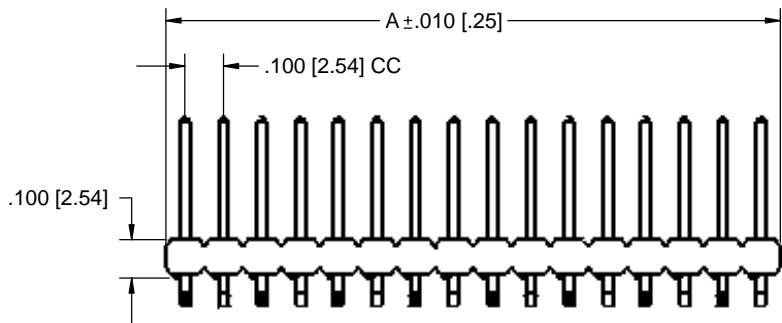


PLATING SPECIFICATIONS

	CONTACT	TERMINAL
A	.000015" GOLD	.0001" TIN/LEAD
D	.00003" GOLD	.00003" GOLD OVERALL
G	.00001" GOLD	.000005" GOLD
M	.00003" GOLD	.00001" GOLD OVERALL
N	.00005" GOLD	.0001" TIN/LEAD
O	.00003" GOLD	.0001" TIN/LEAD
P	GOLD FLASH	GOLD FLASH
R	.00002" GOLD	.0001" TIN/LEAD
S	.00001" GOLD	.00001" GOLD OVERALL
T	.0001" TIN/LEAD	.0001" TIN/LEAD OVERALL
V	.00003" GOLD	.000005" GOLD
W	GOLD FLASH	.0001" TIN/LEAD
X	.00003" GOLD	.0001" TIN/LEAD
Y	.00003" GOLD	.000005" GOLD
Z	.00001" GOLD	.0001" TIN/LEAD

PART NUMBER	CONTACT PIN	HEAD LENGTH	TAIL LENGTH
GTC_ _SABN-M30	ETC-SAB	0.230 [5.84]	0.320 [8.13]
GZC_ _SABN-M30	EZC-SAB	0.230 [5.84]	0.320 [8.13]
GTC_ _SFBN-M30	ETC-SFB	0.318 [8.08]	0.300 [7.62]
GZC_ _SFBN-M30	EZC-SFB	0.318 [8.08]	0.300 [7.62]



PART NUMBER	BODY NUMBER	A
G_C01S_ _N-M30	H01S-A360	0.100 [2.54]
G_C02S_ _N-M30	H02S-A360	0.200 [5.08]
G_C03S_ _N-M30	H03S-A360	0.300 [7.62]
G_C04S_ _N-M30	H04S-A360	0.400 [10.16]
G_C05S_ _N-M30	H05S-A360	0.500 [12.70]
G_C06S_ _N-M30	H06S-A360	0.600 [15.24]
G_C07S_ _N-M30	H07S-A360	0.700 [17.78]
G_C08S_ _N-M30	H08S-A360	0.800 [20.32]
G_C09S_ _N-M30	H09S-A360	0.900 [22.86]
G_C10S_ _N-M30	H10S-A360	1.000 [25.40]
G_C11S_ _N-M30	H11S-A360	1.100 [27.94]
G_C12S_ _N-M30	H12S-A360	1.200 [30.48]
G_C13S_ _N-M30	H13S-A360	1.300 [33.02]
G_C14S_ _N-M30	H14S-A360	1.400 [35.56]
G_C15S_ _N-M30	H15S-A360	1.500 [38.10]
G_C16S_ _N-M30	H16S-A360	1.600 [40.64]
G_C17S_ _N-M30	H17S-A360	1.700 [43.18]
G_C18S_ _N-M30	H18S-A360	1.800 [45.72]
G_C19S_ _N-M30	H19S-A360	1.900 [48.26]
G_C20S_ _N-M30	H20S-A360	2.000 [50.80]
G_C21S_ _N-M30	H21S-A360	2.100 [53.34]
G_C22S_ _N-M30	H22S-A360	2.200 [55.88]
G_C23S_ _N-M30	H23S-A360	2.300 [58.42]
G_C24S_ _N-M30	H24S-A360	2.400 [60.96]
G_C25S_ _N-M30	H25S-A360	2.500 [63.50]
G_C26S_ _N-M30	H26S-A360	2.600 [66.04]
G_C27S_ _N-M30	H27S-A360	2.700 [68.58]
G_C28S_ _N-M30	H28S-A360	2.800 [71.12]
G_C29S_ _N-M30	H29S-A360	2.900 [73.66]
G_C30S_ _N-M30	H30S-A360	3.000 [76.20]
G_C31S_ _N-M30	H31S-A360	3.100 [78.74]
G_C32S_ _N-M30	H32S-A360	3.200 [81.28]
G_C33S_ _N-M30	H33S-A360	3.300 [83.82]
G_C34S_ _N-M30	H34S-A360	3.400 [86.36]
G_C35S_ _N-M30	H35S-A360	3.500 [88.90]
G_C36S_ _N-M30	H36S-A360	3.600 [91.44]

COMPUTER GENERATED DOCUMENT DO NOT CHANGE MANUALLY

PROPRIETARY AND CONFIDENTIAL
THIS DRAWING AND DESIGN IS THE PROPERTY OF SULLINS ELECTRONICS. IT MAY NOT BE USED FOR ANY PURPOSE OTHER THAN BY THE OWNER. SULLINS ELECTRONICS DOES NOT AUTHORIZE THE REPRODUCTION OR CONVEYANCE OF ANY INFORMATION CONTAINED HEREIN.

A	62	ORIGINAL RELEASE	9/19/03	JFW	AJT
REV.	ECO NO.	DESCRIPTION	DATE	BY	APP'VD
		UNLESS OTHERWISE SPECIFIED	DRAWN	DATE	NAME
		DIMENSIONS ARE IN INCHES	9/19/03	JWHITE	
		TOLERANCES:	CHECKED	9/19/03	AJT
		FRAC TIONAL ± 1/32	COMMENTS:		
		ANGULAR ± 1°			
		TWO PLACE DECIMAL ± .02			
		THREE PLACE DECIMAL ± .005			
		FOUR PLACE DECIMAL ± .0005	PART NO./DESCRIPTION:		
		INTERPRET GEOMETRIC TOLERANCING PER:	HEADERS		
		MATERIAL: NOTED	G_C_ _S_ _N-M30		
		FINISH: N/A	SIZE	DWG. NO.	REV
		APPLICATION:	C	10058	A
		DO NOT SCALE DRAWING	SCALE: 1:1		SHEET 1 OF 1