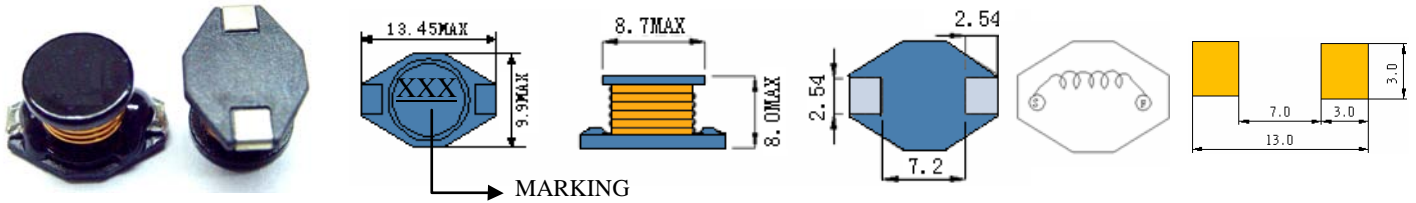


# SC3326F

## SMD POWER INDUCTORS



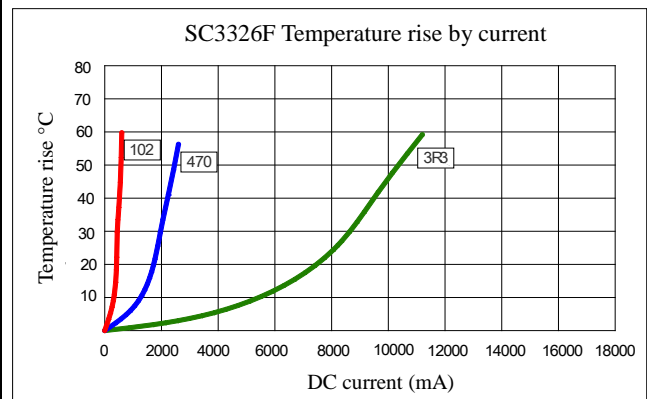
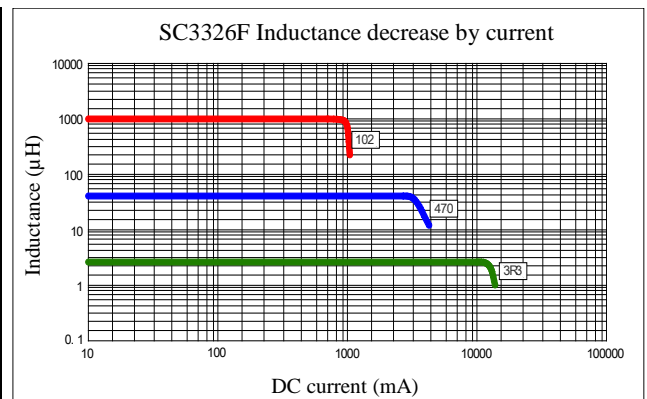
### • Features

1. Open frame construction
2. Excellent Power Density
3. Engineered to Provide High Efficiency

## ELECTRICAL CHARACTERISTICS



Part Number	Inductance (uH) (1)	Test Frequency	DC Resistance (Ω MAX) (2)	Saturation Current <sup>(3)</sup> (A)	Temperature Current <sup>(4)</sup> (A)
SC3326F-3R3	3.3	100KHZ	14m	10.0	8.3
SC3326F-4R7	4.7	100KHZ	18m	9.5	7.2
SC3326F-6R8	6.8	100KHZ	23m	9.0	6.0
SC3326F-100	10	100KHZ	31m	8.2	5.0
SC3326F-150	15	100KHZ	47m	6.5	4.0
SC3326F-220	22	100KHZ	67m	5.2	3.0
SC3326F-330	33	100KHZ	0.10	4.3	2.5
SC3326F-470	47	100KHZ	0.15	3.5	2.0
SC3326F-680	68	100KHZ	0.20	3.0	1.7
SC3326F-101	100	100KHZ	0.28	2.5	1.4
SC3326F-151	150	100KHZ	0.43	2.0	1.1
SC3326F-221	220	100KHZ	0.60	1.6	0.86
SC3326F-331	330	100KHZ	0.88	1.4	0.70
SC3326F-471	470	100KHZ	1.25	1.1	0.60
SC3326F-681	680	100KHZ	1.80	0.9	0.54
SC3326F-102	1000	100KHZ	2.70	0.7	0.45



- (1). Inductance tolerance  $\pm 20\%$  tested at 0.25V, 0ADC and 25°C.
- (2). DCR measured at 25°C.
- (3). The DC current at which the inductance decreases by 10% from its initial value.
- (4). The DC current that results in a 40°C temperature rise from 25°C ambient.

[Click here for QUANTITY PER REEL & PACKING INFORMATION](#)

Custom versions available upon request.