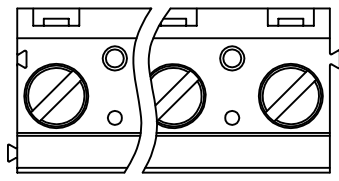


SIGN	DATE	DESCRIPTION	APPROVER
		<i>THIS IS CAD DRAWING, DO NOT REVISE MANUALLY!!!</i>	



- Material**
- Terminal body
 - (metal housing): Brass(CuZn)
 - Terminal screw: Steel Zinc plating "-" slot type
 - Contacts: Brass
 - Surface of solder tail: Tin plated
 - Insulator (housing): Thermoplastic (UL94V-0)

- Electrical**
- Voltage rating: 300VAC
 - Current rating: 20A
 - Solid wire(AWG): 12-30
 - Stranded wire(AWG): 12-30
 - Torque(Lb-In): 3.5
 - Screw: M3
 - Wire strip length: 6-7mm
 - Withstanding Voltage: 1.6KV
 - Operating temperature: -30°C to +105°C
 - Soldering temperature: 250°C±10°C/5 Sec
 - Safety Approval: us

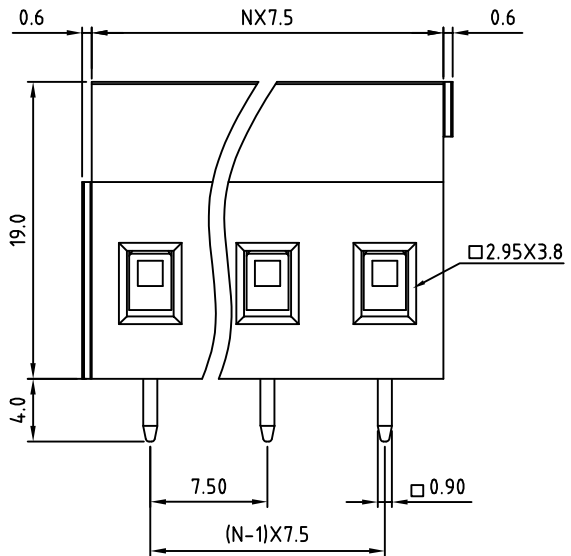
RoHS Compliant

PART NUMBER

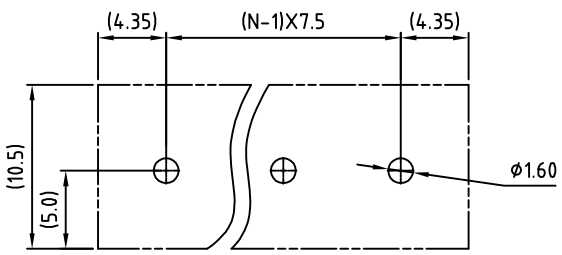
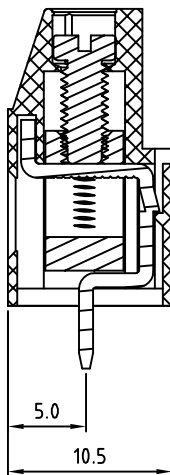
OSTVJXX4152

- No. of Poles
- 02 2 Poles
 - 03 3 Poles
 -
 - 12 12 Poles

- COLOR:
- 0: Black
 - 5: Green (Standard)
 - 6: Blue
 - 8: Grey



N=Number of poles
P.C.B LAYOUT



THESE DRAWINGS AND SPECIFICATIONS ARE THE PROPERTY OF ON-SHORE TECHNOLOGY, INC. AND SHALL NOT BE REPRODUCED, COPIED OR USED IN ANY MANNER WITHOUT THE PRIOR WRITTEN CONSENT OF ON-SHORE TECHNOLOGY, INC.



TITLE		OSTVJ-7.5mm series horizontal (180° wire inlet) without cover				
PART NO.	OSTVJXX4152	DWG NO.	OSTVJXX4152.DWG			
APPROVED	CHECKED	DESIGNED	DRAWN	CUST NO.	Tolerance	
Shi Jun	Marvin	Marvin	Marvin		X. ±0.50	
2006.10.20	2006.10.20	2006.10.20	2006.10.20		SCALE: NONE	X.X ±0.30
				SHEET: 01/01	REV: D	X.XX ±0.10
						X° ±1°