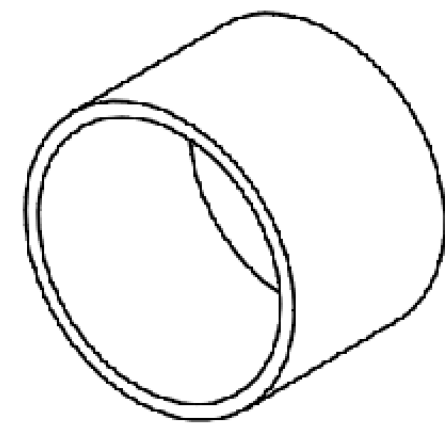
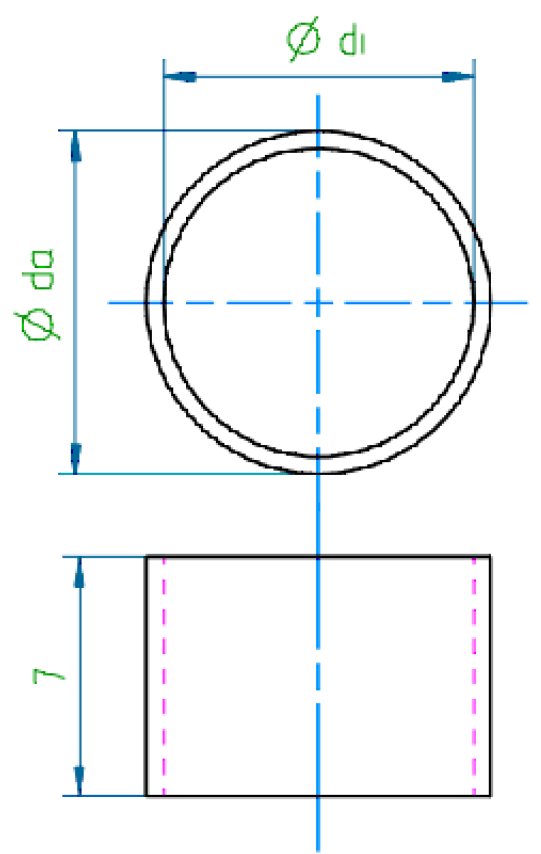


THIS DRAWING IS UNPUBLISHED. RELEASED FOR PUBLICATION
 © COPYRIGHT - By - ALL RIGHTS RESERVED.


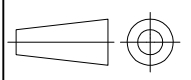
PROJECT	PRJ-16-000909157
PART NO.	X-2308350-X
DESCRIPTION	CRIMP BARREL
CUSTOMER	GENERAL MARKET

P	LTR	DESCRIPTION	DATE	DWN	APVD
	A2	REVISED PER ECR-16-014891	22FEB2017	KK	SE



PART-NAME	DESCRIPTION	di	da	WEIGHT, g
3-2308350-2	CRIMP BARREL22	16.0	17.0	1.54
3-2308350-1	CRIMP BARREL21	14.5	15.5	1.40
3-2308350-0	CRIMP BARREL20	14.0	15.0	1.35
2-2308350-9	CRIMP BARREL19	13.7	15.0	1.74
2-2308350-8	CRIMP BARREL18	13.0	14.0	1.26
2-2308350-7	CRIMP BARREL17	12.5	13.5	1.21
2-2308350-6	CRIMP BARREL16	12.0	13.0	1.16
2-2308350-5	CRIMP BARREL15	11.7	13.0	1.50
2-2308350-4	CRIMP BARREL14	11.5	12.5	1.12
2-2308350-3	CRIMP BARREL13	11.0	12.0	1.07
2-2308350-2	CRIMP BARREL12	10.5	11.5	1.02
2-2308350-1	CRIMP BARREL11	10.0	11.0	0.98
2-2308350-0	CRIMP BARREL10	9.5	10.5	0.93
1-2308350-9	CRIMP BARREL9	9.0	10.0	0.88
1-2308350-8	CRIMP BARREL8	8.5	9.5	0.84
1-2308350-7	CRIMP BARREL7	8.0	9.0	0.79
1-2308350-6	CRIMP BARREL6	7.5	8.5	0.75
1-2308350-5	CRIMP BARREL5	7.0	8.0	0.70
1-2308350-4	CRIMP BARREL4	6.5	7.5	0.65
1-2308350-3	CRIMP BARREL3	6.0	7.0	0.61
1-2308350-2	CRIMP BARREL2	5.5	6.5	0.56
1-2308350-1	CRIMP BARREL1	5.0	6.0	0.51

NOTES:
 1. FINISHING PROCESS: Cu0.5/Ni1/Sn4.


THIS DRAWING IS A CONTROLLED DOCUMENT.		DWN KIRAN K 29JUL2016	 TE Connectivity CRIMP BARREL				
DIMENSIONS: mm		CHK GUNASEKHAR G 29JUL2016				NAME	
		APVD GUNASEKHAR G 29JUL2016				PRODUCT SPEC	
TOLERANCES UNLESS OTHERWISE SPECIFIED: DIN ISO 2768 m.		APPLICATION SPEC				RESTRICTED TO	
MATERIAL		WEIGHT		SIZE	CAGE CODE	DRAWING NO	RESTRICTED TO
FINISH		CUSTOMER DRAWING		A3	00779	C-2308350	—
		SCALE		NTS	SHEET	1 OF 2	REV A2

THIS DRAWING IS UNPUBLISHED. RELEASED FOR PUBLICATION
 © COPYRIGHT - By - ALL RIGHTS RESERVED.

REVISIONS					
P	LTR	DESCRIPTION	DATE	DWN	APVD
-	-	SEE SHEET 1	-	-	-

CRIMP BARREL, CRIMP INSERT AND CRIMP TOOL SELECTION PROCEDURE

SELECTION CHART AND CRIMP TOOLS

Step	Description	Example
1.	Measure the outside cable diameter (3 times on different places at different angles)	OD = 6.5mm
2.	Strip the cable and remove the cable braiding	
3.	Measure the diameter of the inner cable bundle including the foil	ID = 4.4mm
4.	Select the crimp flange with a hole diameter next up to the cable bundle diameter	PN 2-2308349-1, ID=4.5mm, OD=5.5mm
5.	Calculate the recommended barrel inner diameter with the following formula: <i>Recommended Inner crimp barrel diameter = OD of crimp flange + 2x(thickness of the cable jacket) + 0.2mm</i>	Thickness cable jacket = (6.5-4.4)/2=1.05mm Barrel ID= 5.5mm + 2x1.05 + 0.2mm = 7.8mm
6.	Select the crimp barrel with the next size up	PN 1-2308350-7, ID=8.0mm, OD= 9.0mm
7.	Order the correct crimp tool + crimp insert using the crimp barrel selection matrix	PN 1-2823557-1 & 1-2823558-3

Picture	PN Crimp Barrel	Inner diameter	Outer diameter	PN Recommended crimp insert
	1-2308350-1	5.0	6.0	1-2823558-8
	1-2308350-2	5.5	6.5	1-2823558-9
	1-2308350-3	6.0	7.0	2-2823558-0
	1-2308350-4	6.5	7.5	2-2823558-1
	1-2308350-5	7.0	8.0	1-2823558-1
	1-2308350-6	7.5	8.5	1-2823558-2
	1-2308350-7	8.0	9.0	1-2823558-3
	1-2308350-8	8.5	9.5	1-2823558-4
	1-2308350-9	9.0	10.0	1-2823558-5
	2-2308350-0	9.5	10.5	1-2823558-6
	2-2308350-1	10.0	11.0	1-2823558-7
	2-2308350-2	10.5	11.5	2-2823558-9
	2-2308350-3	11.0	12.0	3-2823558-0
	2-2308350-4	11.5	12.5	3-2823558-1
	2-2308350-5	11.7	13.0	3-2823558-2
	2-2308350-6	12.0	13.0	3-2823558-3
	2-2308350-7	12.5	13.5	3-2823558-4
2-2308350-8	13.0	14.0	3-2823558-5	
2-2308350-9	13.7	15.0	3-2823558-6	
3-2308350-0	14.0	15.0	3-2823558-7	
3-2308350-1	14.5	15.5	3-2823558-8	
3-2308350-2	16.0	17.0	3-2823558-9	




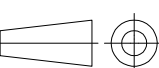
1-2823559-1 stripping tool



1-2314418-1 Crimp flange insertion tool (small)
 1-2314418-2 Crimp flange insertion tool (large)



Crimp tool 1-2823557-1
 Crimp insert X-2823558-X

THIS DRAWING IS A CONTROLLED DOCUMENT.		DWN KIRAN K 29JUL2016	 TE Connectivity		
DIMENSIONS: mm		CHK GUNASEKHAR G 29JUL2016			
	TOLERANCES UNLESS OTHERWISE SPECIFIED:	APVD GUNASEKHAR G 29JUL2016	NAME CRIMP BARREL		
	0 PLC ± - 1 PLC ± - 2 PLC ± - 3 PLC ± - 4 PLC ± - ANGLES ± -	PRODUCT SPEC -	APPLICATION SPEC -		
MATERIAL -	FINISH -	WEIGHT	SIZE A3	CAGE CODE 00779	DRAWING NO G-2308350
CUSTOMER DRAWING			SCALE NTS	SHEET 2 OF 2	RESTRICTED TO -
			REV A2		