

1

2

3

4

PRODUCT NUMBER  
SEE TABLE, SHEET 4

A

B

C

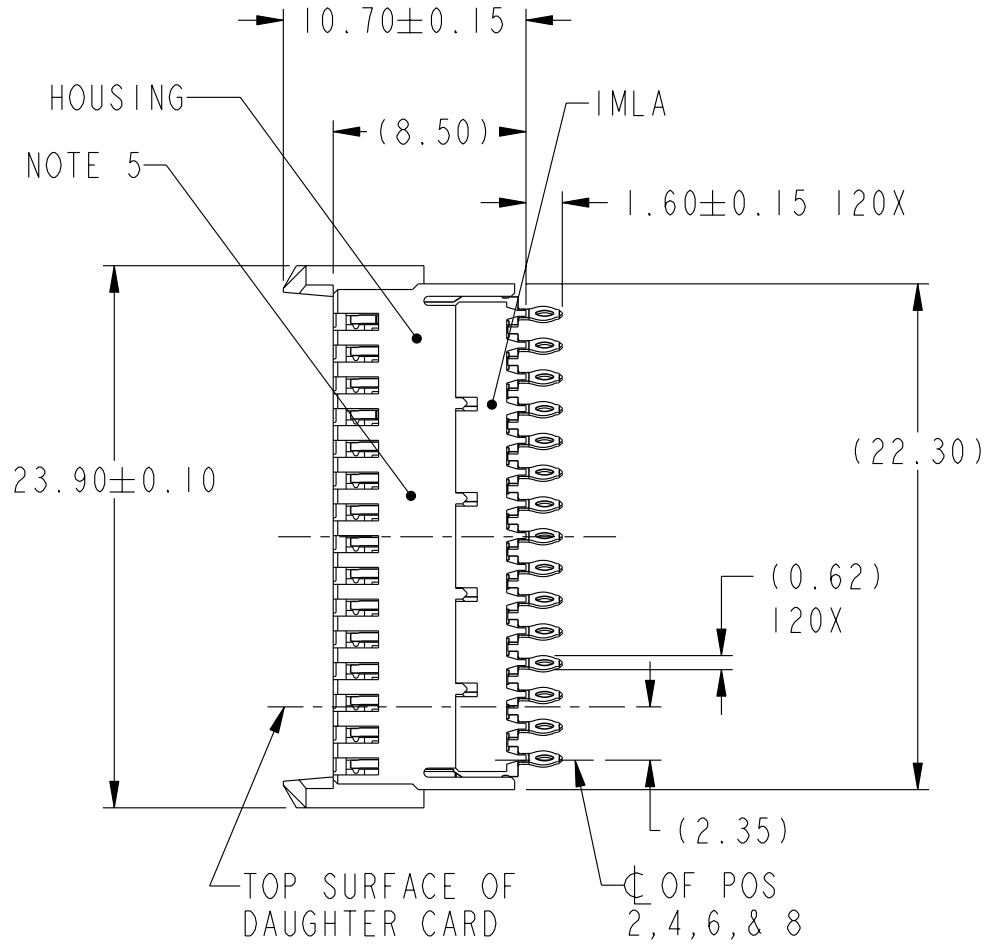

D

A

B

C

D



Copyright FCI.

rev	ecn no	dr	date
A	S07-0043	LS	2007-02-08

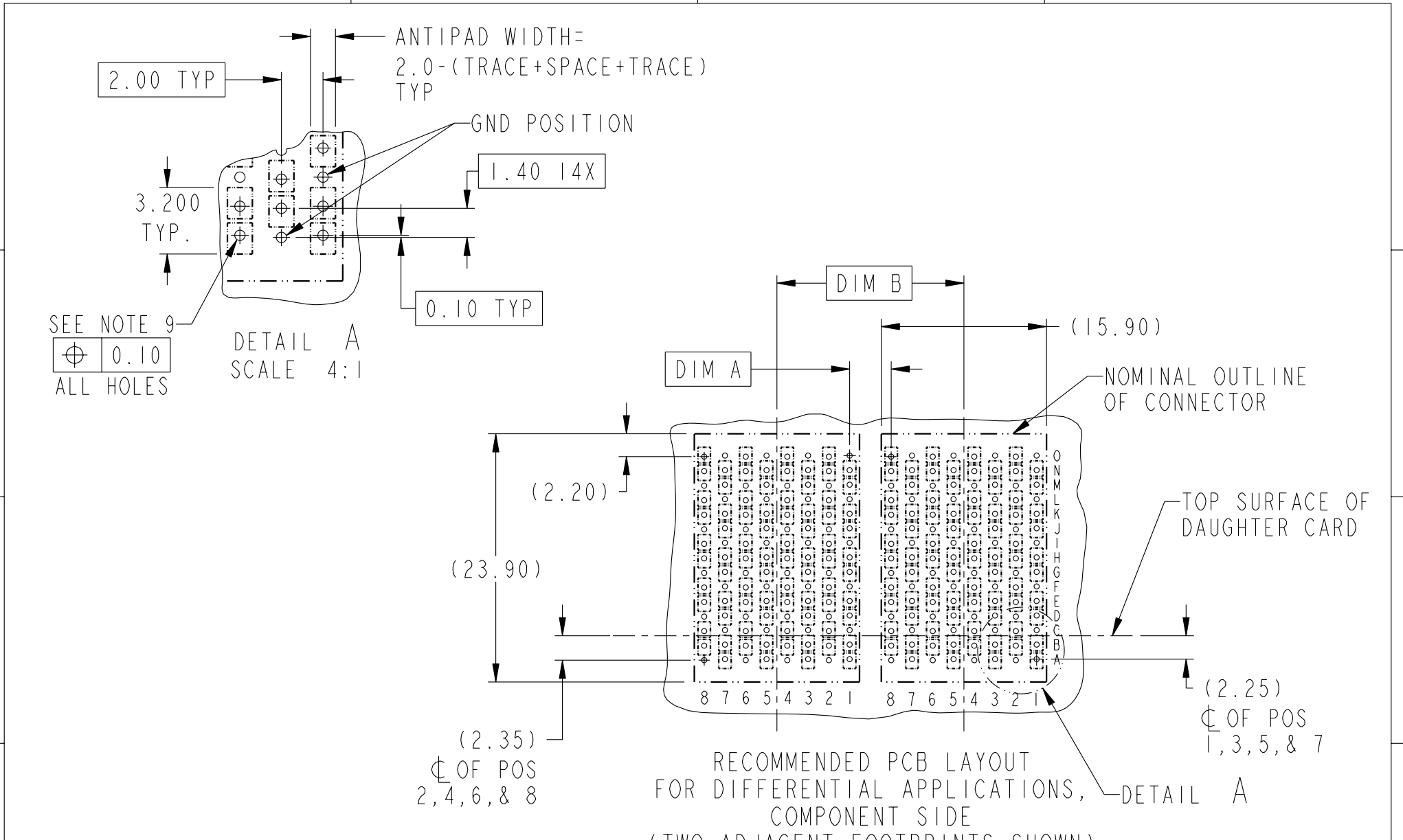
www.fciconnect.com		surface - ASME Y14.5	tolerance std - ASME Y14.5	projection	MM
TOLERANCES UNLESS OTHERWISE SPECIFIED		ANGULAR	LINEAR	size A4	Scale 3:1
Dr	T. HOUTZ	2004-06-03	0.X	±	ECN ***
Eng	S. MINICH	2004-06-03	0.XX	±	Spec ref
Chr	C. H TAN	2007-02-08	0.XXX	±	RELEASED
Appr	JOEY NG	2007-02-08	Product family AirMax VS		
FCI		title AirMax VS VERT RECPT ASSY		Rev. A	
		PRESS-FIT, 120 POSITION, 16mm			
		catalog no -			
		CUSTOMER		sheet 1 of 4	
		dwg no 10040993			

REV F - 2006-04-17

2



Copyright FCI.



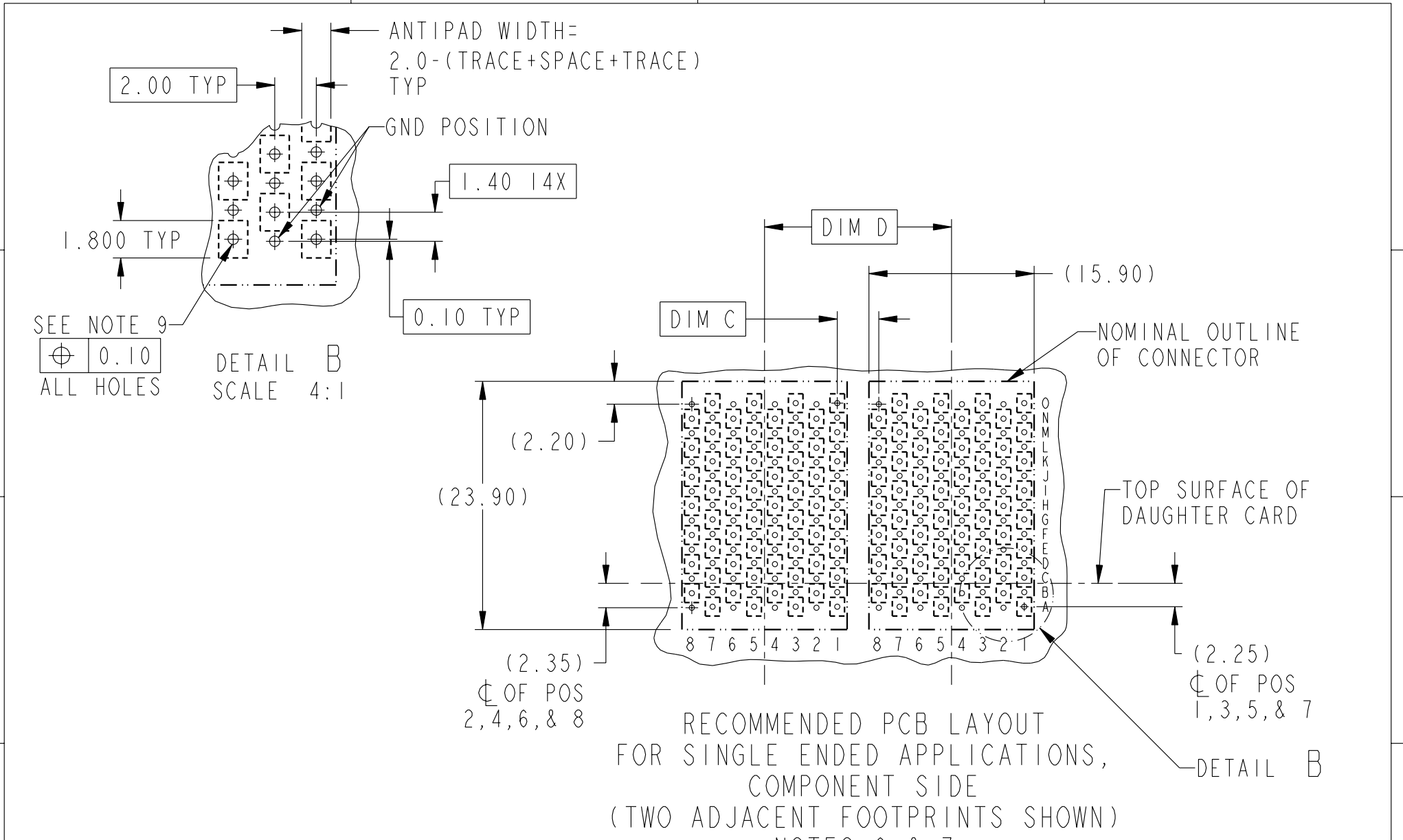
ADJACENT HEADER WIDTHS	DIM A	DIM B
16MM/16MM	2.00	16.00
18MM/18MM	4.00	18.00
16MM/18MM	3.00	17.00

	TITLE AirMax VS VERT RECPT ASSY PRESS-FIT, 120 POSITION, 16mm	dwg no 10040993	Rev. A
	catalog no -	CUSTOMER	sheet 2 of 4

REV F - 2006-04-17



Copyright FCI.



ADJACENT HEADER WIDTHS	DIM C	DIM D
16MM/16MM	2.00	16.00
18MM/18MM	4.00	18.00
16MM/18MM	3.00	17.00

	title AirMax VS VERT RECPT ASSY PRESS-FIT, 120 POSITION, 16mm	dwg no 10040993	Rev. A
	catalog no -	CUSTOMER	sheet 3 of 4

REV F - 2006-04-17

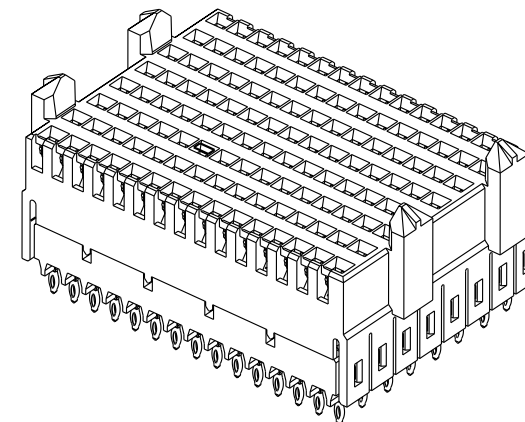
1

2

3

4

PART NUMBER	PRESS-FIT TAIL PLATING TYPE
10040993-101	TIN/LEAD ALLOY OVER NICKEL
10040993-101LF	TIN OVER NICKEL (LEAD FREE)



NOTES:

1. CONNECTOR MATERIALS:  
HOUSING & RETAINER: HIGH TEMP THERMOPLASTIC, NATURAL, UL94V-0  
IMLA PLASTIC: HIGH TEMP THERMOPLASTIC, BLACK, UL94V-0  
CONTACT: COPPER ALLOY
2. CONTACT PLATING:  
SEPARABLE INTERFACE: PERFORMANCE-BASED PLATING, QUALIFIED TO MEET THE REQUIREMENTS OF FCI PRODUCT SPECIFICATION GS-12-239, INCLUDING TELCORDIA GR-1217-CORE (November 1995) CENTRAL OFFICE TEST SEQUENCE.  
  
PRESS-FIT TAILS: SEE TABLE
3. PRODUCT SPECIFICATION: GS-12-239
4. APPLICATION SPECIFICATION: GS-20-035
5. PRODUCT MARKING, (PART NUMBER & LOT CODE), ON THIS SURFACE
6. REFER TO CUSTOMER DRAWING 10035911 FOR INFORMATION REGARDING PCB LAYOUT OF POWER AND GUIDE MODULES RELATIVE TO SIGNAL MODULES
7. POSITIONS F & L OF ODD NUMBERED COLUMNS AND POSITIONS G & M OF EVEN NUMBERED COLUMNS CORRESPOND TO EARLY MATE HEADER PINS
8. THERE IS NO GROUND BUSSING WITHIN THE CONNECTOR SYSTEM
9. REFER TO CUSTOMER DRAWING 10045979 FOR INFORMATION ON PCB HOLE DIAMETERS AND PLATING OPTIONS.
10. THIS PRODUCT MEETS EUROPEAN UNION DIRECTIVES AND OTHER COUNTRY REGULATIONS AS DESCRIBED IN GS-22-008.
11. THE HOUSING WILL WITHSTAND EXPOSURE TO 260°C PEAK TEMPERATURE FOR 40 SECONDS IN A CONVECTION, INFRA-RED OR VAPOR PHASE REFLOW OVEN.
12. PACKAGING MEETS GS-14-920 LEAD FREE LABELING SPECIFICATION.



Copyright FCI.

	title AirMax VS VERT RECPT ASSY PRESS-FIT, 120 POSITION, 16mm	dwg no 10040993	Rev. A
	catalog no -	CUSTOMER	sheet 4 of 4