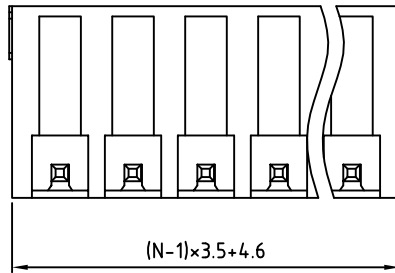
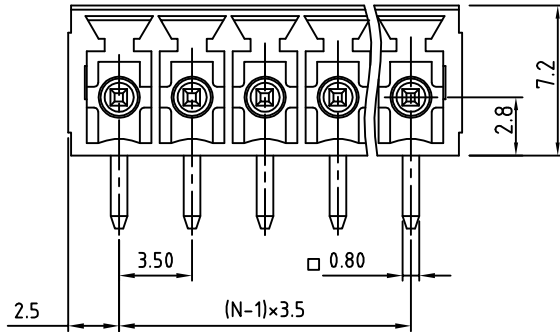
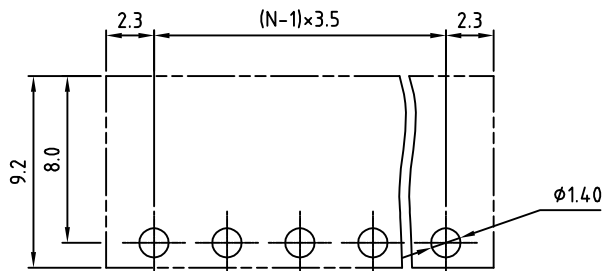
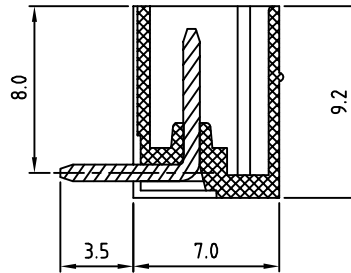


SIGN	DATE	DESCRIPTION	APPROVER
THIS IS CAD DRAWING, DO NOT REVISE MANUALLY!!!			



N= number of poles



RECOMMENDED PCB LAYOUT

Material:

- Contact pin: Brass(CuZn) Tin plated
- Insulator(housing): Thermoplastic (UL94V-0)

Electrical: cULus /CSA /VDE

- Voltage rating: 300V/125V/125V
- Current rating: 10A/8A/10.5A
- Withstanding Voltage: 1.6 KV/1.6KV/2.5KV
- Operating temperature: -30°C to +105°C
- Soldering temperature: 250°C±10°C/5 Sec
- Safety Approval:

RoHS Compliant

PART NUMBER:

OSTOQXX1251

No. of Poles
02: 2 Poles
:
:
24: 24 Poles

COLOR
0: Black
5: Green (Standard)
6: Blue
8: Grey

THESE DRAWINGS AND SPECIFICATIONS ARE THE PROPERTY OF ON-SHORE TECHNOLOGY, INC. AND SHALL NOT BE REPRODUCED, COPIED OR USED IN ANY MANNER WITHOUT THE PRIOR WRITTEN CONSENT OF ON-SHORE TECHNOLOGY, INC.



TITLE		OSTOQ 3.5mm Series 90° (2P-24P) Triangle Key Lock				
PART NO.		OSTOQXX1251		DWG NO.		OSTOQXX1251.DWG
APPROVED		CHECKED	DESIGNED	DRAWN	CUST NO.	Tolerance
			Tony 2007.01.11	Tony 2007.01.11		X. ±0.50 X.X ±0.30 X.XX ±0.10 X° ±1°
						UNIT: mm
				SHEET: 01/01		SCALE: NONE
				REV.: G		