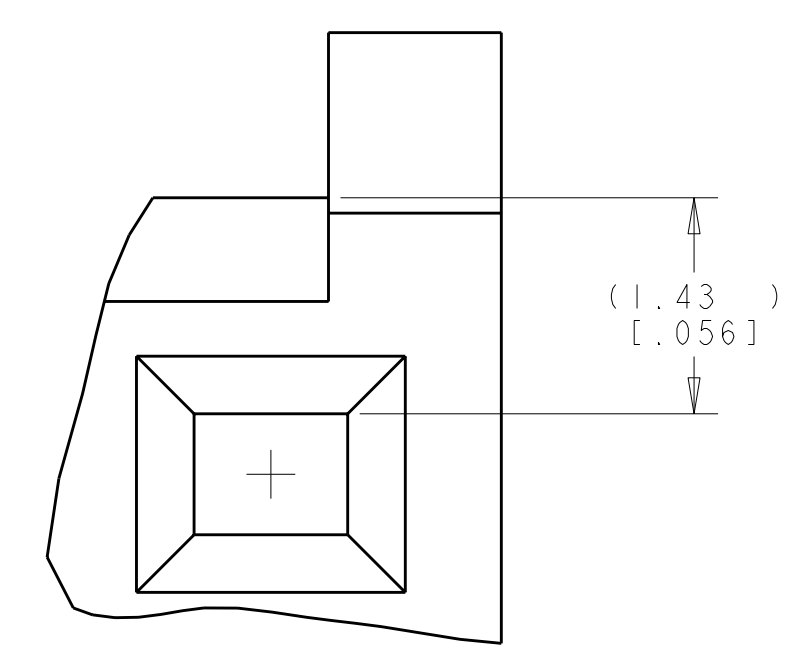
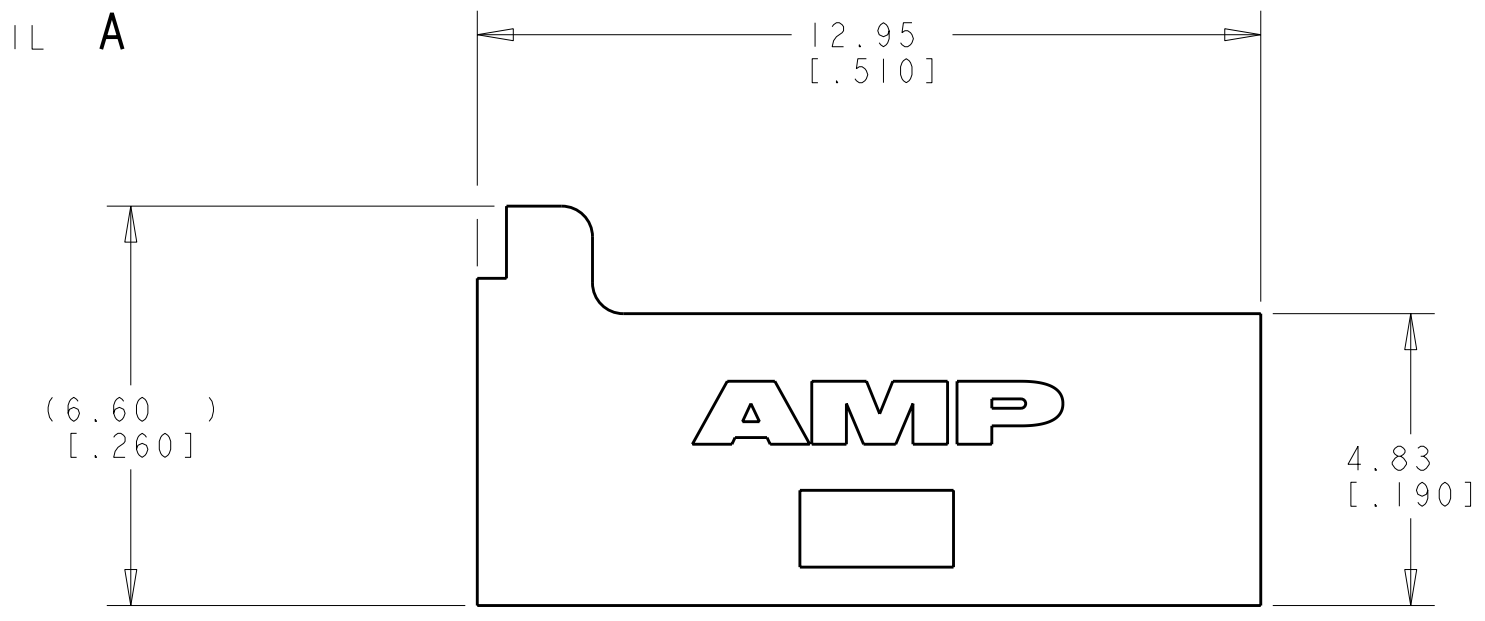
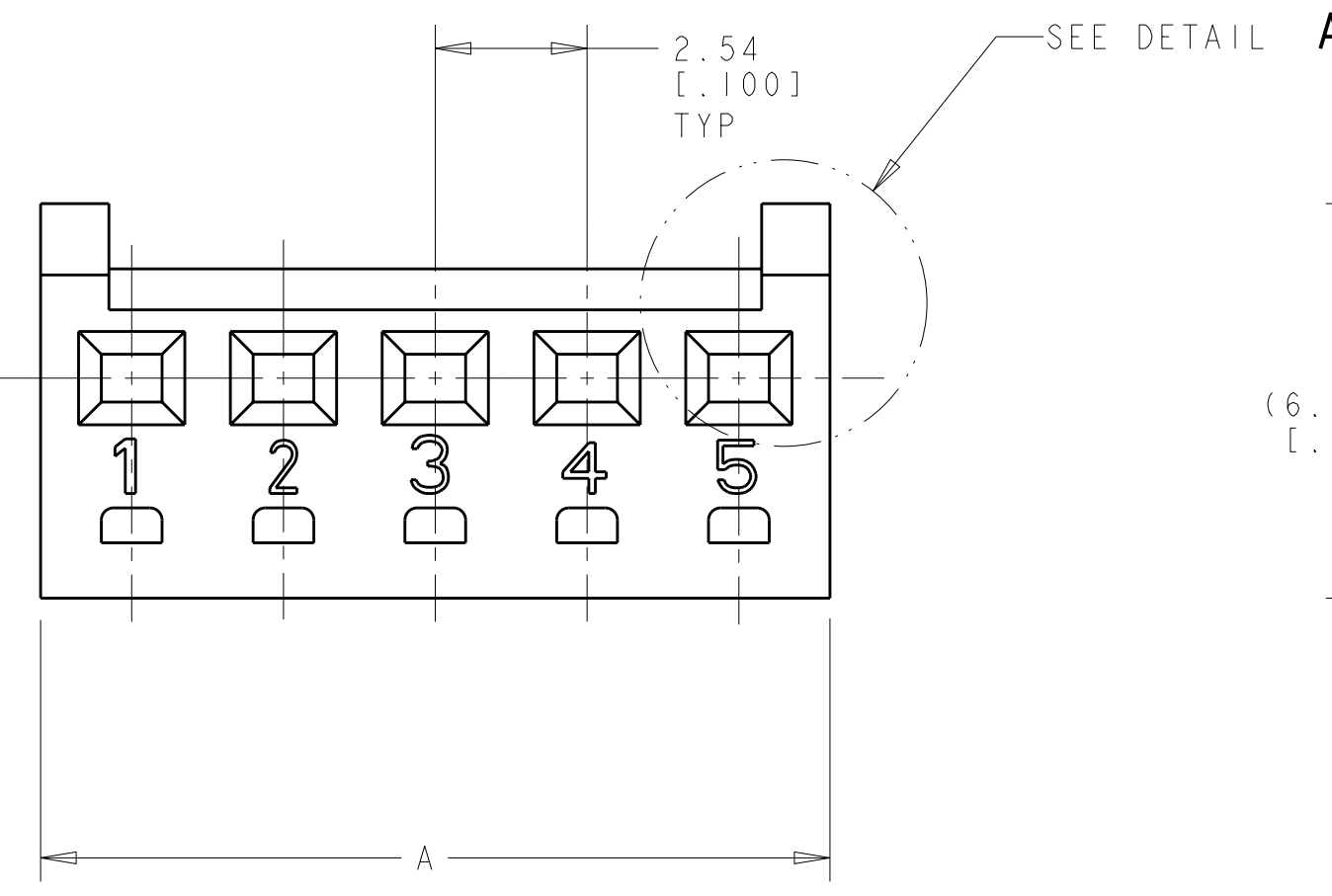


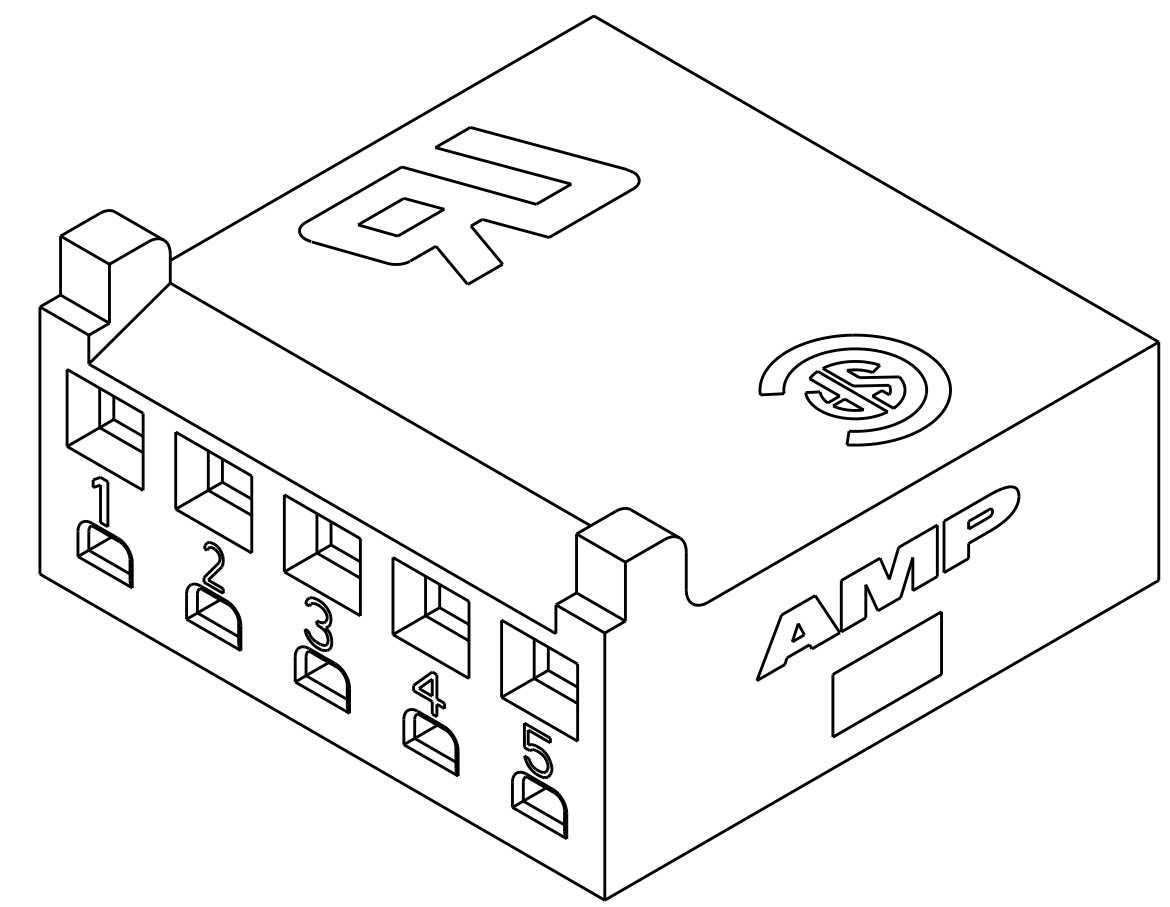
THIS DRAWING IS UNPUBLISHED. RELEASED FOR PUBLICATION 20
 © COPYRIGHT 20 ALL RIGHTS RESERVED.

LOC		DIST		REVISIONS			
P	LTR	DESCRIPTION		DATE	DWN	APVD	
CM	00	P		REVISIED PER ECO-11-005294	06APR2011	RK	HMR

1. ACCEPTS CONTACT P/N 1375819.
2. ACCEPTS MTA-100 KEYING PLUG P/N 641994-1.
3. DIMENSIONS IN BRACKETS ARE IN INCHES.
4. NOT FOR USE WITH CONTACT PART NUMBER 770601 OR 770666.



DETAIL A
SCALE 20:1



mm	INCH	NO OF CKTS	PART NO
71.63	2.820	28	2-1375820-8
69.09	2.720	27	2-1375820-7
66.55	2.620	26	2-1375820-6
64.01	2.520	25	2-1375820-5
61.47	2.420	24	2-1375820-4
58.93	2.320	23	2-1375820-3
56.39	2.220	22	2-1375820-2
53.85	2.120	21	2-1375820-1
51.31	2.020	20	2-1375820-0
48.77	1.920	19	1-1375820-9
46.23	1.820	18	1-1375820-8
43.69	1.720	17	1-1375820-7
41.15	1.620	16	1-1375820-6
38.61	1.520	15	1-1375820-5
36.07	1.420	14	1-1375820-4
33.53	1.320	13	1-1375820-3
30.99	1.220	12	1-1375820-2
28.45	1.120	11	1-1375820-1
25.91	1.020	10	1-1375820-0
23.37	.920	9	1375820-9
20.83	.820	8	1375820-8
18.29	.720	7	1375820-7
15.75	.620	6	1375820-6
13.21	.520	5	1375820-5
10.67	.420	4	1375820-4
8.13	.320	3	1375820-3
5.59	.220	2	1375820-2
DIM A +0.25/-0.13 [+.010/-.005]			

THIS DRAWING IS A CONTROLLED DOCUMENT.

DIMENSIONS: mm [INCHES]	TOLERANCES UNLESS OTHERWISE SPECIFIED: 0 PLC ± 1 PLC ± 2 PLC ±0.13 [.005] 3 PLC ± 4 PLC ± ANGLES ± FINISH	DWN K. WHITAKER 21-JUNE-2001 CHK J. ELLIS 21-JUNE-2001 APVD J. ELLIS 21-JUNE-2001	TE Connectivity NAME HOUSING, CST-100 11	
MATERIAL NYLON		PRODUCT SPEC 108-1948 APPLICATION SPEC 114-13036	SIZE A2	CAGE CODE 00779
		WEIGHT -	DRAWING NO C-1375820	RESTRICTED TO -
CUSTOMER DRAWING			SCALE 8:1	SHEET 1 OF 1 REV P

