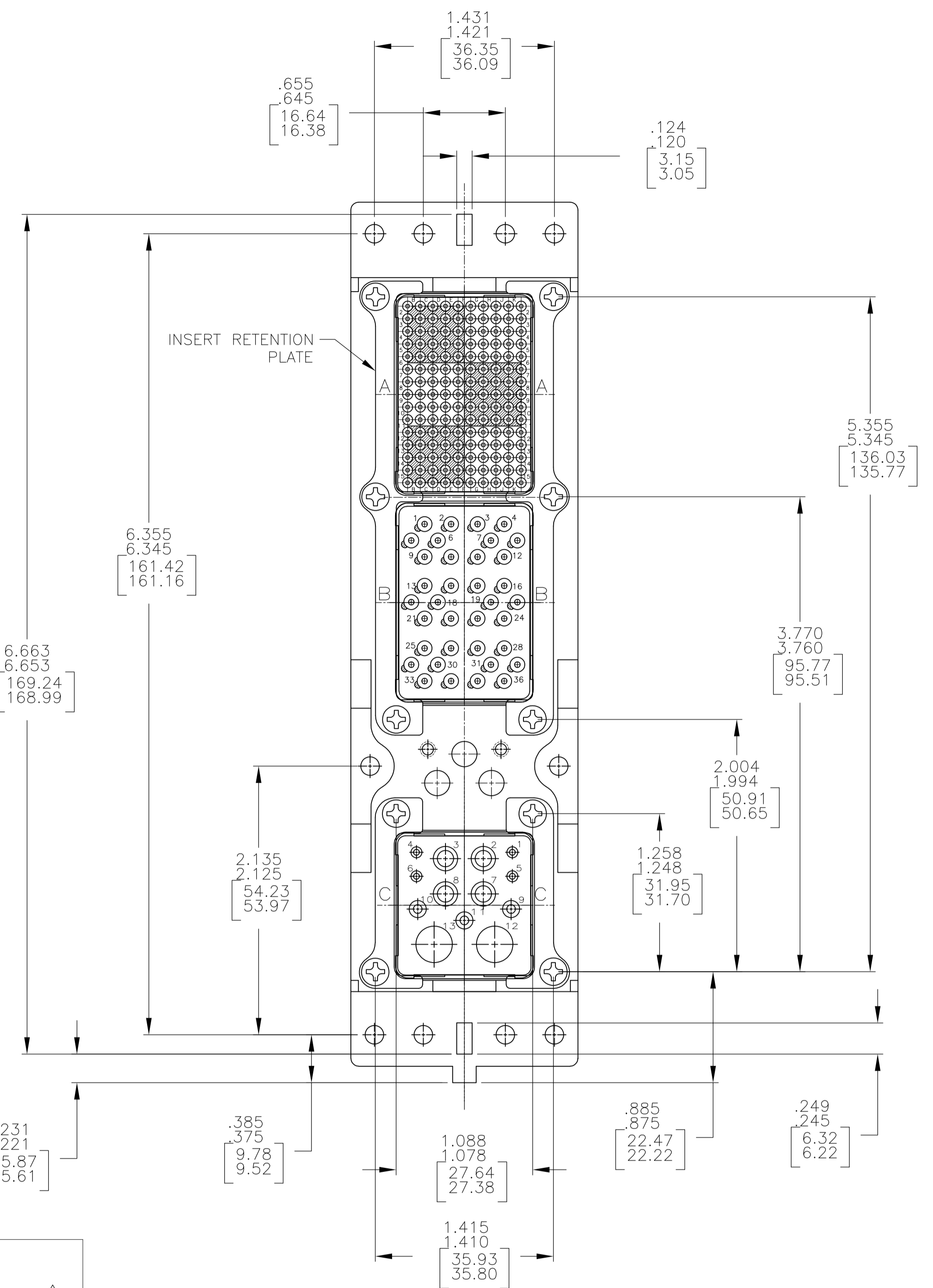
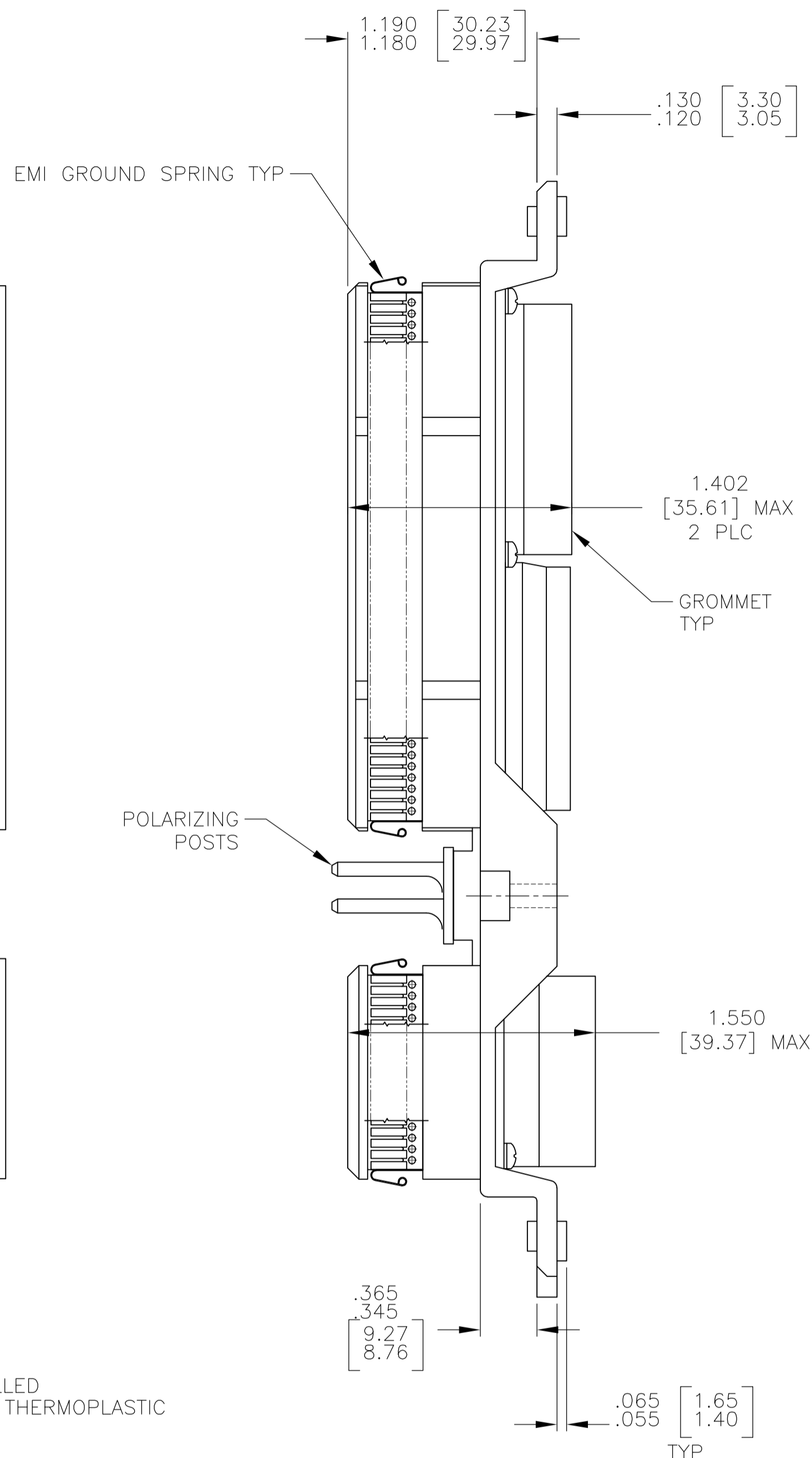
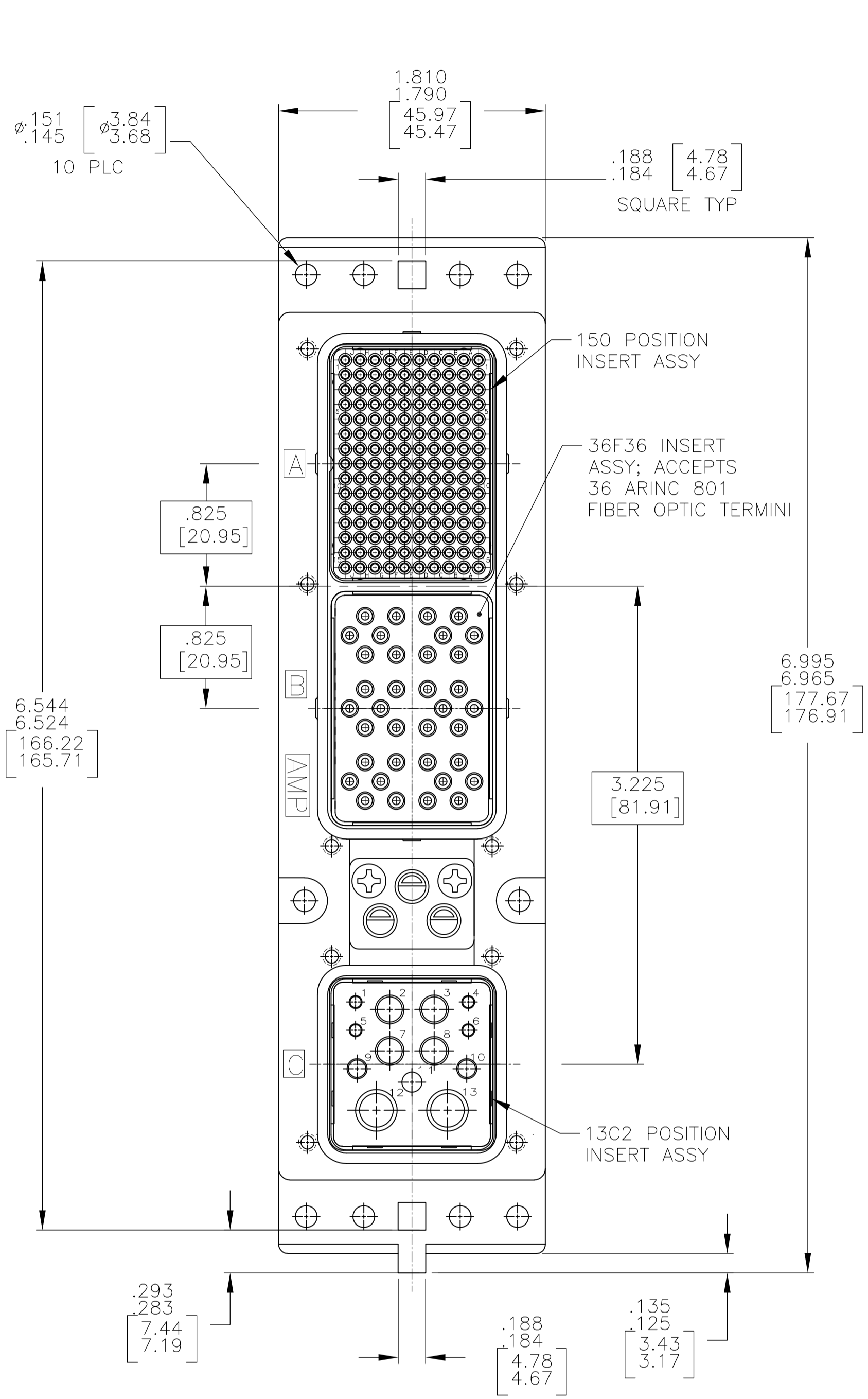


REVISONS		DATE	DN	APVD
REV	DESCRIPTION			
M	REV PER ECO 12-022123	12-18-12	CT	WB



DUST COVER INSTALLED
MAT'L: CONDUCTIVE THERMOPLASTIC

COMPONENT	MATERIAL	FINISH
SHELL	DIE CAST ALUMINUM PER ASTM-B-85	ELECTROLESS NICKEL PER MIL-C-26074
INSERT RETENTION PLATES	ALUMINUM ALLOY PER ASTM-B-209	ELECTROLESS NICKEL PER MIL-C-26074
SCREWS AND LOCKWASHERS	STAINLESS STEEL	PASSIVATED
POLARIZING POST	ZINC ALLOY PER ASTM-B-86	-
150 & 13C2 INSERTS	THERMOSET OR THERMOPLASTIC PPS PER MIL-M-24519	-
POLARIZING POST RETAINING PLATE	ALUMINUM ALLOY PER ASTM-B-209	BLUE ANODIZED PER MIL-A-8625
36F36 INSERT	SEE TABLE	SEE TABLE
EMI GROUND SPRING	BERYLLIUM COPPER 172 (ALLOY 29)	ELECTRODEPOSITED NICKEL PER AMS-QQ-N-290

KEYING POSITION	CONTACTS & FILLER PLUGS INCLUDED AND NOT INSTALLED	PART NUMBER
-	MODULE A 208262-3; SZ 22 PIN CONTACT (QTY=150) MODULE C 208267-2; SZ 20 SOCKET CONTACT (QTY=4) 208270-2; SZ 16 SOCKET CONTACT (QTY=3) 208273-2; SZ 12 SOCKET CONTACT (QTY=4) 1484225-1 SZ 5 FILLER PLUG (QTY=2)	1757543-4 ⁶
-	MODULE A 208262-3; SZ 22 PIN CONTACT (QTY=150) MODULE C 208267-2; SZ 20 SOCKET CONTACT (QTY=4) 208270-2; SZ 16 SOCKET CONTACT (QTY=3) 208273-2; SZ 12 SOCKET CONTACT (QTY=4) 1484225-1 SZ 5 FILLER PLUG (QTY=2)	1757543-3 ⁶
-	MODULE A 208262-3; SZ 22 PIN CONTACT (QTY=150) MODULE C 208267-2; SZ 20 SOCKET CONTACT (QTY=4) 208270-2; SZ 16 SOCKET CONTACT (QTY=3) 208273-2; SZ 12 SOCKET CONTACT (QTY=4) 1484225-1 SZ 5 FILLER PLUG (QTY=2)	1757543-2 ⁶ ⁷
-	MODULE A 208262-3; SZ 22 PIN CONTACT (QTY=150) MODULE C 208267-2; SZ 20 SOCKET CONTACT (QTY=4) 208270-2; SZ 16 SOCKET CONTACT (QTY=3) 208273-2; SZ 12 SOCKET CONTACT (QTY=4) 1484225-1 SZ 5 FILLER PLUG (QTY=2)	1757543-1 ⁶ ⁷
36F36 FINISH	36F36 MATERIAL	KEYING POSITION

- CONNECTOR DIMENSIONS ARE PER ARINC 600 SPECIFICATION.
 - CONNECTOR IS SUPPLIED WITH CONTACTS (PER TABLE) NOT ASSEMBLED.
 - KEYING SHOWN IN POSITION "01" FOR ILLUSTRATION ONLY. CONNECTORS SHIPPED WITH KEYING INSTALLED IN POSITION PER TABLE. FOR POSITION "00" KEYING HARDWARE SHIPPED UNASSEMBLED.
 - MODULE B (36F36) IS SUPPLIED WITHOUT CONTACTS. MUST BE ORDERED SEPARATELY.
 - CONNECTOR IS SUPPLIED WITH A DUST COVER INSTALLED
- ⁶ 1757543-1, -2, -3 & -4 ARE NOT RoHS COMPLIANT.
⁷ 1757543-1, -2 ARE OBSOLETE AND SUPERSEDED BY 1757543-3.

THIS DRAWING IS A CONTROLLED DOCUMENT.

DIMENSIONS: INCHES	TOLERANCES UNLESS OTHERWISE SPECIFIED:	DIN C.C.THOMAS 12-1-04	12-1-04	TE Connectivity
0 PLC ± -	1 PLC ± -	2 PLC ± -	3 PLC ± -	4 PLC ± -
ANGLES ± -				
MATERIAL SEE TABLE	FINISH SEE TABLE	APVD S. GLATFELTER 12-2-04	NAME	PLUG ASSY, SIZE 2, ARINC 600 (150/36F36/13C2)
		SIZE	CAGE CODE	DRAWING NO
		A1	00779	1757543
		WEIGHT		RESTRICTED TO
		CUSTOMER DRAWING	SCALE 3:2	SHEET 1 OF 1 REV M