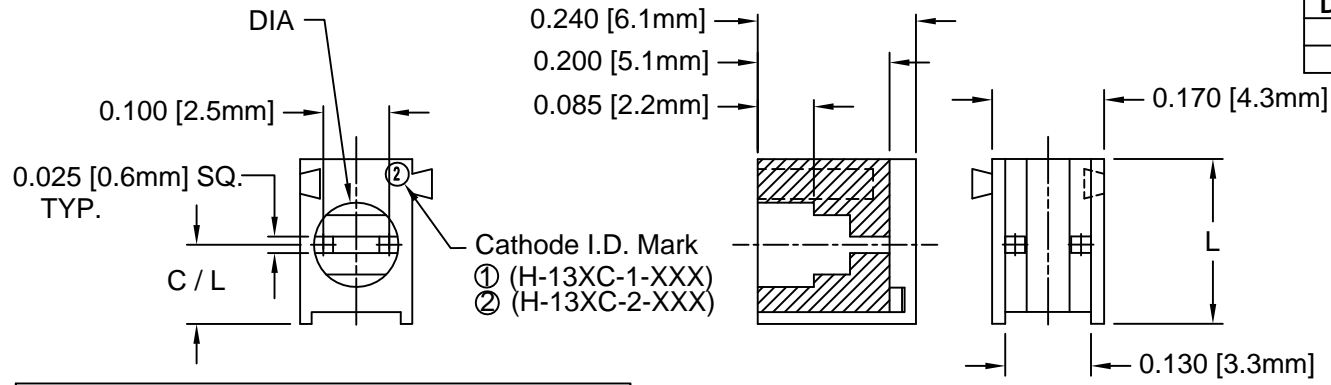
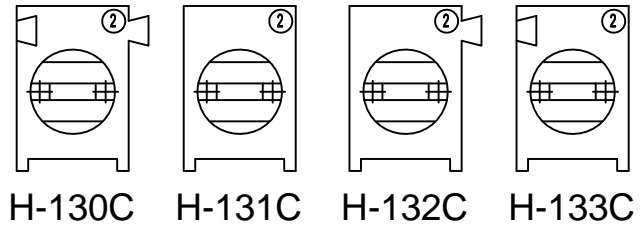
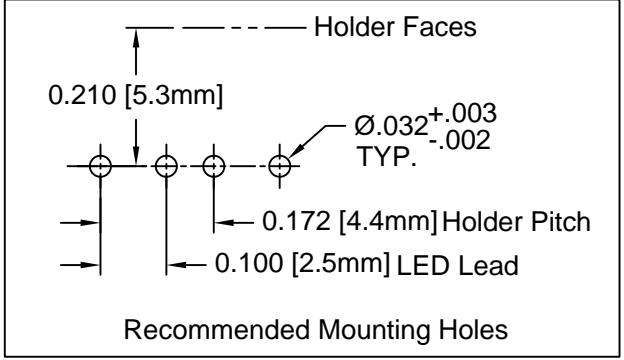


REV.	DESCRIPTION	DATE	APPROVED
B	Engineering Update w/o Changes	02/26/04	M. C.
C	Removed Part Numbers	05/08/15	J. C.
D	Removed Material Code	05/28/16	J. C.



Cathode I.D. Mark
 ① (H-13XC-1-XXX)
 ② (H-13XC-2-XXX)



PART NO.				ID MARK	DIA	C/L	L
H-130C SERIES	H-131C SERIES	H-132C SERIES	H-133C SERIES				
H-130C-1-120	H-131C-1-120	H-132C-1-120	H-133C-1-120	①	.128 [3.3mm]	.120 [3.0mm]	.250 [6.4mm]
H-130C-2-120	H-131C-2-120	-	H-133C-2-120	②	.150 [3.8mm]		
H-130C-1-140	H-131C-1-140	H-132C-1-140	H-133C-1-140	①	.128 [3.3mm]	.140 [3.6mm]	.270 [6.9mm]
-	H-131C-2-140	-	-	②	.150 [3.8mm]		
H-130C-1-160	H-131C-1-160	-	-	①	.128 [3.3mm]	.160 [4.1mm]	.290 [7.4mm]
-	H-131C-2-160	-	-	②	.150 [3.8mm]		
H-130C-1-180	H-131C-1-180	H-132C-1-180	H-133C-1-180	①	.128 [3.3mm]	.180 [4.6mm]	.310 [7.9mm]
-	H-131C-2-180	-	-	②	.150 [3.8mm]		

STANDARD TOLERANCE (UNLESS OTHERWISE SPECIFIED)	
DECIMALS	ANGULAR
.X ± .1	X° ± 1°
.XX ± .01	
.XXX ± .005	

BIVAR[®]
 4 THOMAS, IRVINE, CA. 92618
 TEL: (949) 951-8808 FAX: (949) 951-3974

TITLE: T-1 (3mm) LED HOLDER
 INTERLOCKING VARIABLE CENTERLINE

PART NO: H-13XC-X-XXX **REVISION:** D

DESIGNED: M. Chen **DATE:** 01/21/03

CHECKED: D. Green **DATE:** 01/21/03

CAGE CODE : 32559 **SHEET #** 1 **OF** 1

CAD GENERATED DOCUMENT. DO NOT MEASURE DRAWING.

2. MATERIAL: NYLON 6/6, 94V-0, BLACK.
1. GENERAL SPECIFICATIONS: BIVAR MOLDED COMPONENT SPECIFICATION BV00-E101.