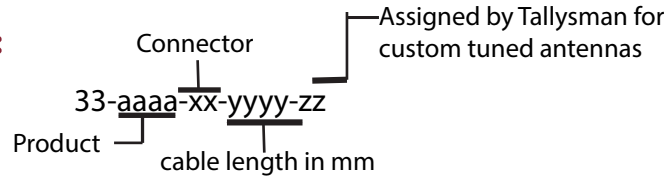


TALLYSMAN - PART NUMBER ORDERING GUIDE

For all Embedded Antennas



Part Number Structure :

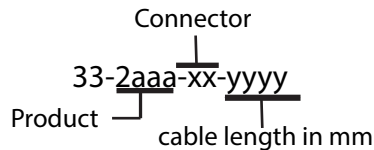


Valid Connectors

00 = SMA straight male (plug)	10 = SMA Right Angle **	20 = SMA Female
01 = TNC female	11 = Reverse polarity SMA**	22 = R/A QMA**
02 = MCX straight male (plug)	12 = Waterproof SMA**	23 = SMP**
03 = MMCX straight male (plug)	13 = SSMA **	24 = SMC Male
04 = SMB straight male (plug)		25 = SMC Straight Female
05 = MCX right angle male (plug)	15 = TNC male (plug)	26 = SMB Straight Female
06 = MMCX right angle male (plug)	16 = N-Type Male**	27 = MCX Female Straight
	17 = BNC Male**	28 = SSMCX Straight Plug**
08 = H.FL (female)** (micro-coax cable)	18 = FME**	29 = R/A SSMCX Plug **
09 = U.FL (micro-coax cable)	19 = MMCX Female	30 = SMB with Overmold**
		33 = MMCX straight male **
		34x = FAKRA (replace "x" with colour code)**

For the TW2000 Family of Products

Part Number Structure :



Valid Connectors

Without Cable:

07 = SMA female (jack) bulkhead

With Cable (max length 5m):

00 = SMA straight male (plug)	10 = SMA Right Angle **	20 = SMA Female
01 = TNC female	11 = Reverse polarity SMA**	22 = R/A QMA**
02 = MCX straight male (plug)	12 = Waterproof SMA**	23 = SMP**
03 = MMCX straight male (plug)	13 = SSMA **	24 = SMC Male
04 = SMB straight male (plug)		25 = SMC Straight Female
05 = MCX right angle male (plug)	15 = TNC male (plug)	26 = SMB Straight Female
06 = MMCX right angle male (plug)	16 = N-Type Male**	27 = MCX Female Straight
	17 = BNC Male**	28 = SSMCX Straight Plug**
	18 = FME**	29 = R/A SSMCX Plug **
	19 = MMCX Female	30 = SMB with Overmold**
		33 = MMCX straight male **
		34x = FAKRA (replace "x" with colour code)**

** Premiums apply. Please check with your Distributor

NOTE: To order any of the TW2000 antennas with NO MAGNETS, add "NM" after the Product (eg. 33-2410NM-00-3000). To add Adhesive Tape to the bottom of the same, add "AT" after the Product Name (eg. 33-2410AT-07). If you desire both, then use NMAT, eg. 33-2410NMAT-07.

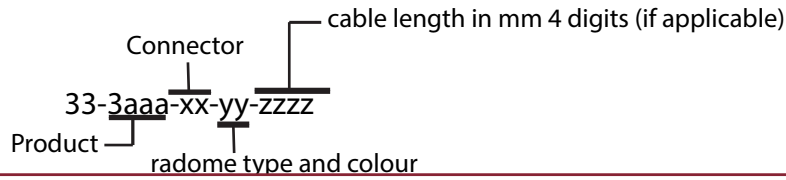
TALLYSMAN - PART NUMBER ORDERING GUIDE



For the TW3000 Family of Products

For TW3865, TW3870E, TW3965 & TW3970E - refer to Page 1 Embedded Antennas

Part Number Structure :



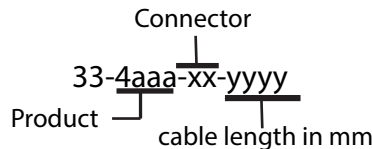
Valid Connectors		
Without Cable:		
01 = TNC female	14 = N-Type female	
With Cable (max length 5m):		
00 = SMA straight male (plug)	10 = SMA Right Angle **	20 = SMA Female
01 = TNC female	11 = Reverse polarity SMA**	22 = R/A QMA**
02 = MCX straight male (plug)	12 = Waterproof SMA**	23 = SMP**
03 = MMCX straight male (plug)	13 = SSMA **	24 = SMC Male
04 = SMB straight male (plug)		25 = SMC Straight Female
05 = MCX right angle male (plug)	15 = TNC male (plug)	26 = SMB Straight Female
06 = MMCX right angle male (plug)	16 = N-Type Male**	27 = MCX Female Straight
	17 = BNC Male**	28 = SSMCX Straight Plug**
	18 = FME**	29 = R/A SSMCX Plug **
	19 = MMCX Female	30 = SMB with Overmold**
	NMO = NMO mount	33 = MMCX straight male **
		34x = FAKRA (replace "x" with colour code)**

**** Premiums apply. Please check with your Distributor**

Radome Codes:			
00 = Dark grey Conical	10 = Dark grey low profile	01 = White Conical	11 = White low profile

For the TW4000 Family of Products

Part Number Structure :



Valid Connectors		
00 = SMA straight male (plug)	10 = SMA Right Angle **	20 = SMA Female
01 = TNC female	11 = Reverse polarity SMA**	22 = R/A QMA**
02 = MCX straight male (plug)	12 = Waterproof SMA**	23 = SMP**
03 = MMCX straight male (plug)	13 = SSMA **	24 = SMC Male
04 = SMB straight male (plug)		25 = SMC Straight Female
05 = MCX right angle male (plug)	15 = TNC male (plug)	26 = SMB Straight Female
06 = MMCX right angle male (plug)	16 = N-Type Male**	27 = MCX Female Straight
	17 = BNC Male**	28 = SSMCX Straight Plug**
	18 = FME**	29 = R/A SSMCX Plug **
	19 = MMCX Female	30 = SMB with Overmold**
		33 = MMCX straight male **
		34x = FAKRA (replace "x" with colour code)**

**** Premiums apply. Please check with your Distributor**

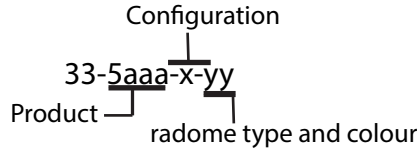
NOTE: To order any of the TW4000 antennas with NO MAGNETS, add "NM" after the Product (eg. 33-4421NM-00-3000). To add Adhesive Tape to the bottom of the same, add "AT" after the Product Name (eg. 33-4421AT-00-3000). If you desire both, then add them together, eg>

TALLYSMAN - PART NUMBER ORDERING GUIDE



For the TW5000 Family of Products

Part Number Structure :



Configuration code: x= 0 = RS232 12V; 1 = RS232 5V; 2 = CMOS 5V, 3 = CMOS, 3.3V, 5 = RS232 3.3V

Radome Codes:

00 = Dark grey Conical 10 = Dark grey low profile 01 = White Conical 11 = White low profile

For the VP6000 Family of Products

Part Number Structure : 33-6abbcd-ee-ff-gg

a = Covered Frequencies:

- 0 = All GNSS frequencies + L-Band (1525 - 1559 MHz)
- 2 = L1/L2, G1/G2, B1/B2, E1 + L-Band
- 3 = L1/L2/L5, G1/G2/G3, B1/B2, E1/E5a+b
- 4 - 9 = Reserved for future use

bb = LNA Gain

- 35 = 35dB
- 50 = 50dB

c = Base Type

- 0 = Standard base
- 1 - 9 = Reserved for future use

d = Options

- 0 = No options

ee and ff = connector types:

01 = TNC Female

14 = N-Type Female **

xx = no connector

** Premiums apply. Please check with your Distributor.

NOTE: ff defines a second connector (requiring a custom base to be ordered)

At this time, ff defaults to "xx"

gg = radome:

01 = White Conical

11 = White Flat top

Example:

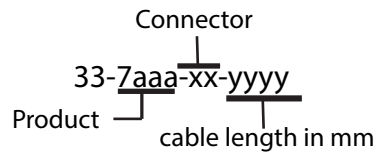
33-605000-01-xx-11 Is an antenna which covers all GNSS frequencies + L-Band, provides, 50 dB of gain, uses a standard base, has one TNC female connector and a white flat top radome.

TALLYSMAN - PART NUMBER ORDERING GUIDE

For the **TW7000** Family of Products



Part Number Structure :



Valid Connectors

Without Cable:

07 = SMA female (jack) bulkhead

With Cable (max length 5m):

00 = SMA straight male (plug)

01 = TNC female

02 = MCX straight male (plug)

03 = MMCX straight male (plug)

04 = SMB straight male (plug)

05 = MCX right angle male (plug)

06 = MMCX right angle male (plug)

10 = SMA Right Angle **

11 = Reverse polarity SMA**

12 = Waterproof SMA**

13 = SSMA **

15 = TNC male (plug)

16 = N-Type Male**

17 = BNC Male**

18 = FME**

19 = MMCX Female

20 = SMA Female

22 = R/A QMA**

23 = SMP**

24 = SMC Male

25 = SMC Straight Female

26 = SMB Straight Female

27 = MCX Female Straight

28 = SSMCX Straight Plug**

29 = R/A SSMCX Plug **

30 = SMB with Overmold**

33 = MMCX straight male **

34x = FAKRA (replace "x" with colour code)**

**** Premiums apply. Please check with your Distributor**

NOTE: To order any of the TW7000 antennas with NO MAGNETS, add "NM" after the Product (eg. 33-7970NM-00-3000). To add Adhesive Tape to the bottom of the same, add "AT" after the Product Name (eg. 33-7970AT-07). If you desire both, then use NMAT, eg. 33-7970NMAT-07.