

RECOMMENDED PANEL MOUNTING

PANEL THICKNESS	X
0.75-1.25	19.20-19.30
1.25-2.00	19.30-19.40
2.00-3.00	19.50-19.60

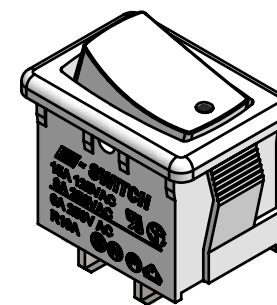
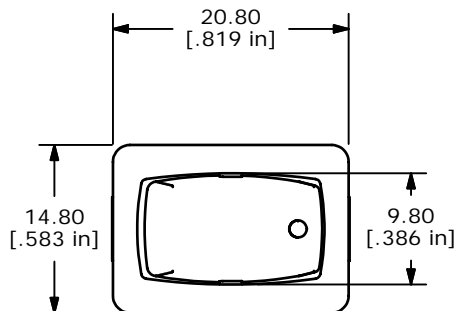
SWITCH FUNCTION		
POS. 1	POS. 2	POS. 3
ON	NONE	OFF
1a-1	N/A	OPEN



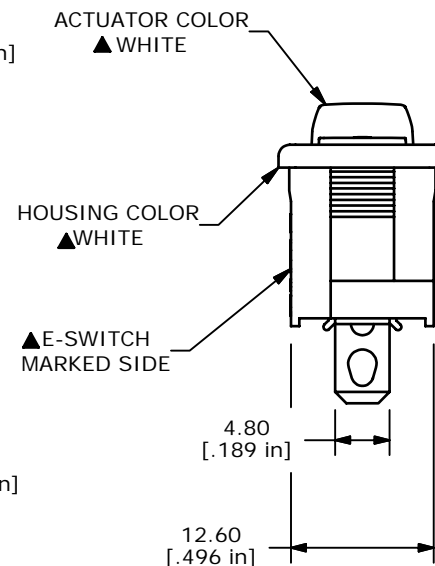
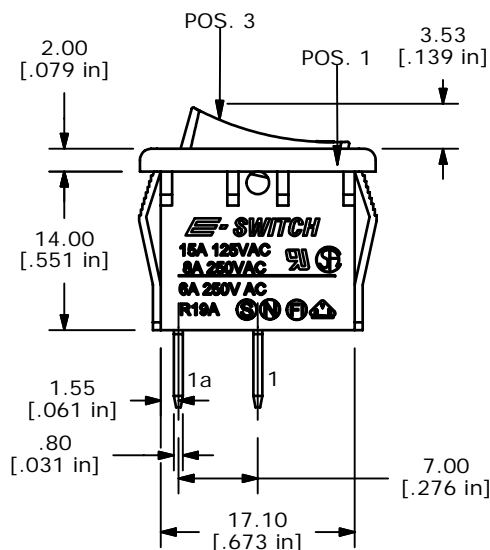
CIRCUIT: SPST

NOTES:

1. ALL DIMENSIONS IN MM [INCH]
2. GENERAL TOLERANCE: X.X=±0.4  
X.XX=±0.25
3. TERM. NOS. FOR REF. ONLY
4. RATING: 15A @125VAC;  
8A @250VAC.
- ▲5. LAMP VOLTAGE: NO LAMP
6. MATERIAL:  
CONTACT SURFACE: SILVER ALLOY  
TERMINAL: COPPER ALLOY w/SILVER PLATE
7. ELECTRICAL LIFE: 10,000 CYCLES
8. CONTACT RESISTANCE: <20 MILLI-OHMS INITIAL
9. DIELECTRIC STRENGTH: >1,500V AC 1 MIN
10. ▲DENOTES CRITICAL PARAMETER.



ISOMETRIC



REV	PCR NO	DESCRIPTION	DATE	BY
B	15319	CHANGED ORIENTATION OF ACTUATOR	9/23/05	PH
A	15206	RELEASED FOR PRODUCTION	8/26/05	PH

THE INFORMATION CONTAINED IN THIS DOCUMENT IS PROPRIETARY TO E-SWITCH AND IS NOT TO BE COPIED OR TRANSFERRED

**E-SWITCH®**

TITLE R1966AWHTWHTAF

SCALE 1.5:1	DATE 8/26/2005	DR PH	DWG M301239	REV B
-------------	----------------	-------	-------------	-------