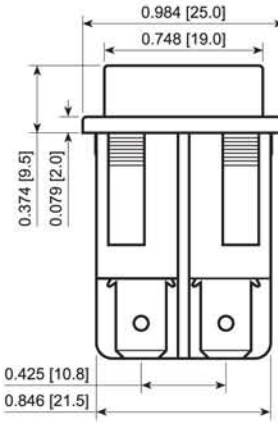
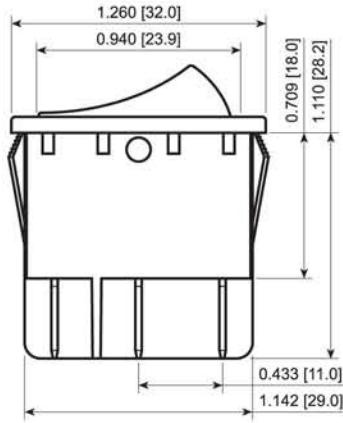
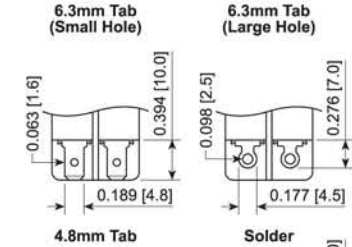
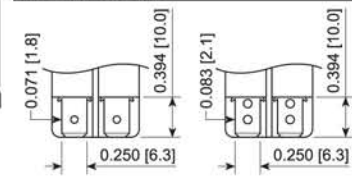


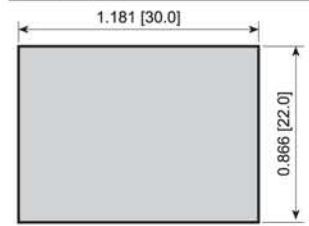
RB2 Series



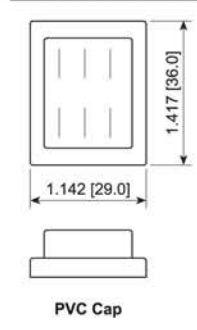
Terminal Options



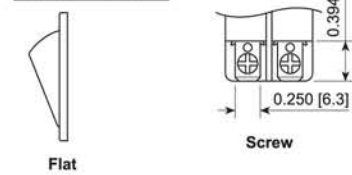
Panel Cutout



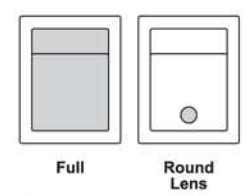
Water Protection Options



Actuator Options



Illumination Options



FEATURES:

- High Quality and Reliable Switch
- Industry Standard 22mm x 30mm Cutout
- Illuminated and Signal Light Versions
- Multiple Terminal and Actuator Options
- PVC Cap for Dust and Water Protection

SPECIFICATIONS:

RATING: RATING OPTION C:
 16A 125VAC T85 [cURus]
 8A 250VAC T85 [cURus]
 16(4)A 250V~ 1E4 T125/55 [ENEC]

RATING OPTION D (2 Pos. FUNCTIONS):
 20A 125VAC T65 [cURus]
 1/4HP 125VAC T65 [cURus]
 3/4HP 250VAC T65 [cURus]
 16(8)A 250V~ 1E4 T125 [ENEC]
 10(2)A 250V~ 5E4 [ENEC]
 16(4)A 250V~ 1E4 T85/55 [ENEC]

RATING OPTION E (3 Pos. FUNCTIONS):
 16A 125VAC T65 [cURus]
 16A 250VAC T65 [cURus]
 European Rating Pending

TEMPERATURE: -20°C to 65°C Min.
ELECTRICAL LIFE: 10,000 Cycles
CONTACT RESISTANCE: 35mΩ Max. at 50VAC
INSULATION RESISTANCE: 100MΩ Min. at 500VAC
DIELECTRIC STRENGTH: 1,500VAC for 1 Minute
INGRESS PROTECTION: IP54 with PVC Cap

MATERIALS:

Body: Polyamide 6/6, UL94 V-2
ACTUATOR: Polyamide 6/6, UL94 V-2
 Polycarbonate, UL94 V-2
CONTACTS: Silver Plated Copper

SPECIFICATIONS SUBJECT TO CHANGE WITHOUT NOTICE



| Series | Terminal | Function | Rating | Body Color | Actuator Color | Marking Color | Marking Type | Lens Style | Lens Color | Lamp Voltage |
|--------------|----------------------------|-------------------|--------------|------------|----------------|---------------|---------------------|---------------|------------|--------------|
| RB2 - Curved | 1 - 4.8mm Tab | 1 Pole: | C - 16A 125V | 1 - Black | 0 - Full Illum | 0 - None | 0 - None | 1 - Full | 0 - Clear | 3 - 6V |
| RB2F - Flat | 4 - 6.3mm Tab (Small Hole) | 1 - Off-On | D - 20A 125V | 2 - White | 1 - Black | 1 - Black | 1 - I/O Vert. | 2 - Round (*) | 1 - Red | 4 - 12V |
| | 5 - Solder | 3 - On-On | E - 16A 125V | 3 - Almond | 2 - White | 2 - White | 2 - ON/OFF/ON Vert. | | 2 - Amber | 5 - 24V |
| | 6 - Screw | 5 - On-Off-On | | 4 - Grey | 3 - Almond | 3 - Almond | 3 - ON/OFF Vert. | | 3 - Green | 6 - 125V |
| | B - 6.3mm Tab (Large Hole) | C - On-Off-(On) | | 9 - Red | 4 - Grey | 4 - Grey | 4 - ON/OFF Horiz. | | 4 - Blue | 7 - 250V |
| | | D - (On)-Off-(On) | | | 5 - Orange | 5 - Orange | 5 - I/O/II Horiz. | | | |
| | | 2 Pole: | | | 7 - Blue | 7 - Blue | 7 - I/O/III Vert. | | | |
| | | 2 - Off-On | | | 8 - Green | 8 - Green | 8 - I/O/IV Horiz. | | | |
| | | G - On-On | | | 9 - Red | 9 - Red | 9 - I/O/V Horiz. | | | |
| | | E - Off-(On) | | | | | | | | |
| | | H - On-(On) | | | | | | | | |
| | | 6 - On-Off-On | | | | | | | | |
| | | J - On-Off-(On) | | | | | | | | |
| | | K - (On)-Off-(On) | | | | | | | | |

EXAMPLE PART NUMBERS:

RB242D1100 2P Off-On
 Black Body/Actuator, No Marking

RB242D1121 2P Off-On
 Black Body/Actuator, I/O Vert.

RB242D1921 2P Off-On
 Black Body, Red Actuator, I/O Vert.

RB24KE1100 2P (On)-Off-(On)
 Black Body/Actuator, No Marking



E-SWITCH®