

VARIOFACE COMPACT-LINE Modules for Ribbon Cable Plug Connectors

UM 45-FLK 10...64

1. Short Description

These VARIOFACE COMPACT-LINE modules connect ribbon cable connections in accordance with IEC 603-1/DIN 41 651 to screw and spring cage connection terminal blocks for conductor cross sections of up to 1.5 mm².

Their low construction height of just 45 mm ensures a low packing density in the switch cabinet, thereby taking into account the trend towards miniaturization. The required switch cabinet volume and all the costs associated with it are thereby reduced considerably.

The VARIOFACE COMPACT-LINE modules for ribbon cable connections are available in three designs:

- as standard FLK modules with screw connection (double-level terminal blocks) with 10 to 64 positions,
- as slim FLKS modules with screw connection (three-level terminal blocks) with 16 to 64 positions,
- and as standard FLK modules with spring cage connection (double-level terminal blocks) with 10 to 64 positions.

The side elements are labelled with SS-ZB markers for clear identification of the modules (see catalog part 3/4).

The modules are provided with low and high engagement catches to protect the ribbon cable plug against being accidentally released.

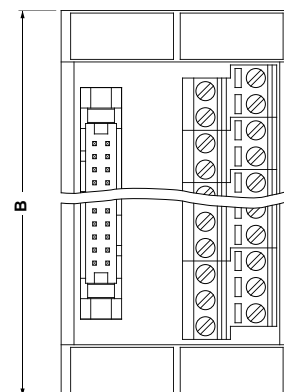
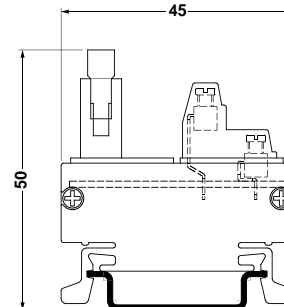



Fig. 2

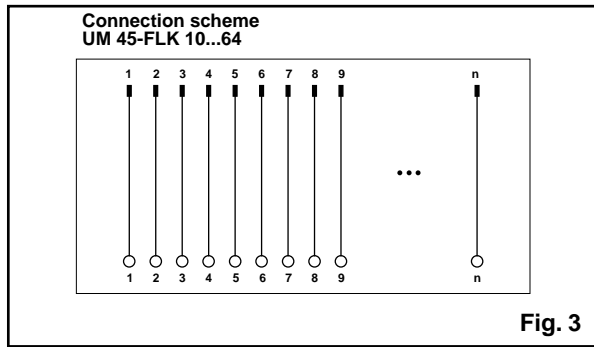


Fig. 3





Fig. 4

2. Technical Data

UM 45-FLK 10...64

Screw connection 10 to 64 positions

			(IEC) [mm ²]	rigid solid	flexible stranded	AWG	I [A]	U [V]
Connection data			0.14-1.5	0.14-1.5	26-16	1	60	
2.1. Description	No. of pos.	Module width B [mm]	Type		Order No.	Pcs. Pkt.		
VARIOFACE module, with screw connection and ribbon cable plug connectors, for mounting on 	10	54	UM 45-FLK 10		29 62 54 4	1		
	14	59	UM 45-FLK 14		29 62 55 7	1		
	16	64	UM 45-FLK 16		29 62 56 0	1		
	20	75	UM 45-FLK 20		29 62 57 3	1		
	26	90	UM 45-FLK 26		29 62 58 6	1		
	34	110	UM 45-FLK 34		29 62 59 9	1		
	40	126	UM 45-FLK 40		29 62 60 9	1		
	50	151	UM 45-FLK 50		29 62 61 2	1		
	60	176	UM 45-FLK 60		29 62 62 5	1		
	64	186	UM 45-FLK 64		29 62 63 8	1		
2.2. General data								
Max. perm. operating voltage			25 V AC/60 V DC					
Max. perm. current (per FLK pin)			1 A					
Test voltage input/output			0.5 kV AC, 50 Hz, 60 s					
Ambient temperature range			- 20 °C to + 50 °C					
Installation position			as desired					
2.3. Standards/regulations								
Air and creepage distances			IEC 664/IEC 664 A/DIN VDE 0110; DIN VDE 0160 (in parts)					
			contamination class 2, surge voltage category II,					
			DIN VDE 0109, part 11					

http://www.phoenixcontact.com

TNR: 5104231-00

15.04.99

© PHOENIX CONTACT