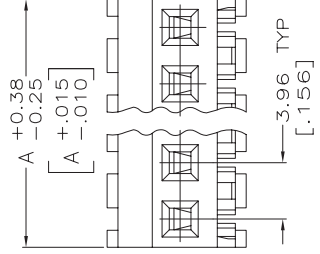
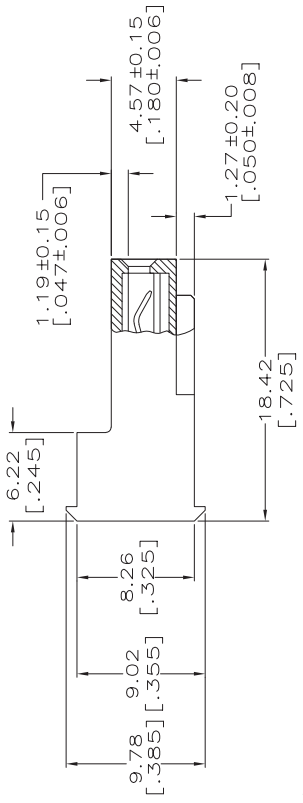
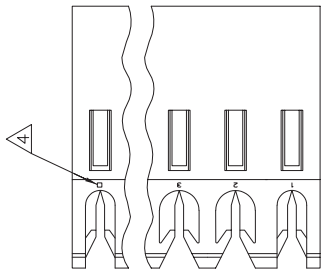


THIS DRAWING IS UNPUBLISHED.  
 © COPYRIGHT BY TYCO ELECTRONICS CORPORATION. ALL RIGHTS RESERVED.



1. MATERIAL: NYLON UL94V-2 (BLUE).  
 CONTACTS - 0.30[.012] THICK COPPER ALLOY.  
 PLATING - 0.00038[.000015] GOLD IN CONTACT AREA.  
 0.00203[.000080] MIN THICKNESS BRIGHT  
 TIN-LEAD IN SLOT AREA FOR 641177-2  
 THRU 2-641177-4 OR MATTE WHISKER  
 MITIGATED TIN IN SLOT AREA FOR  
 3-641177-2 THRU 5-641177-4 OVER  
 NICKEL UNDERPLATE.

- CONTACTS ACCEPT 26 AWG WIRE WITH 2.41[.095] MAX INSULATION DIAMETER.
- CONTACTS MUST ACCEPT 1.14±0.03[.045±.001] SQUARE POST AND REMAIN LOCKED IN POSITION.
- IDENTIFICATION NUMBER FOR LAST CIRCUIT MAY NOT APPEAR ON ALL ASSEMBLIES.
- DIMENSIONS IN BRACKETS ARE IN INCHES.
- HOUSING FEATURES ARE: FEED-THRU WITHOUT LOCKING RAMP.

NOTE DELETED.  
 NOTE DELETED.



LOC CM O  
 DIST H

REVISONS  
 DESCRIPTION ECO-07-012887

DATE 22JUN07  
 DWN KWB  
 APWD DB

| QTY | DESCRIPTION | DATE | DW | APWD |
|-----|-------------|------|----|------|
| 24  | 5-641177-4  |      |    |      |
| 23  | 5-641177-3  |      |    |      |
| 22  | 5-641177-2  |      |    |      |
| 21  | 5-641177-1  |      |    |      |
| 20  | 5-641177-0  |      |    |      |
| 19  | 4-641177-9  |      |    |      |
| 18  | 4-641177-8  |      |    |      |
| 17  | 4-641177-7  |      |    |      |
| 16  | 4-641177-6  |      |    |      |
| 15  | 4-641177-5  |      |    |      |
| 14  | 4-641177-4  |      |    |      |
| 13  | 4-641177-3  |      |    |      |
| 12  | 4-641177-2  |      |    |      |
| 11  | 4-641177-1  |      |    |      |
| 10  | 4-641177-0  |      |    |      |
| 9   | 3-641177-9  |      |    |      |
| 8   | 3-641177-8  |      |    |      |
| 7   | 3-641177-7  |      |    |      |
| 6   | 3-641177-6  |      |    |      |
| 5   | 3-641177-5  |      |    |      |
| 4   | 3-641177-4  |      |    |      |
| 3   | 3-641177-3  |      |    |      |
| 2   | 3-641177-2  |      |    |      |
| 24  | 2-641177-4  |      |    |      |
| 23  | 2-641177-3  |      |    |      |
| 22  | 2-641177-2  |      |    |      |
| 21  | 2-641177-1  |      |    |      |
| 20  | 2-641177-0  |      |    |      |
| 19  | 1-641177-9  |      |    |      |
| 18  | 1-641177-8  |      |    |      |
| 17  | 1-641177-7  |      |    |      |
| 16  | 1-641177-6  |      |    |      |
| 15  | 1-641177-5  |      |    |      |
| 14  | 1-641177-4  |      |    |      |
| 13  | 1-641177-3  |      |    |      |
| 12  | 1-641177-2  |      |    |      |
| 11  | 1-641177-1  |      |    |      |
| 10  | 1-641177-0  |      |    |      |
| 9   | 641177-9    |      |    |      |
| 8   | 641177-8    |      |    |      |
| 7   | 641177-7    |      |    |      |
| 6   | 641177-6    |      |    |      |
| 5   | 641177-5    |      |    |      |
| 4   | 641177-4    |      |    |      |
| 3   | 641177-3    |      |    |      |
| 2   | 641177-2    |      |    |      |

THIS DRAWING IS A CONTROLLED DOCUMENT.  
 DIMENSIONS: mm [INCHES]  
 TOLERANCES UNLESS OTHERWISE SPECIFIED:  
 0 P L C ± .010  
 1 P L C ± .010  
 2 P L C ± .010  
 3 P L C ± .010  
 4 P L C ± .010  
 ANGLES FINISH

CONTRACT FINISH DIM A NO. OF CIRCUITS PART NO.  
 B. LEWIS 3-11-98 Tyco Electronics Tyco Electronics Corporation  
 SWING 3-11-98 Harrisburg, Pa 17105-3608  
 NAME  
 PRODUCT SPEC 108-1051  
 APPLICATION SPEC 114-1020  
 WEIGHT  
 SIZE CASE CODE DRAWING NO  
 A2 00779 641177  
 MTA-156 CONNECTOR ASSEMBLY,  
 26 AWG, STANDARD  
 RESTRICTED TO  
 CUSTOMER DRAWING SCALE 4:1 SHEET 1 OF 1 H