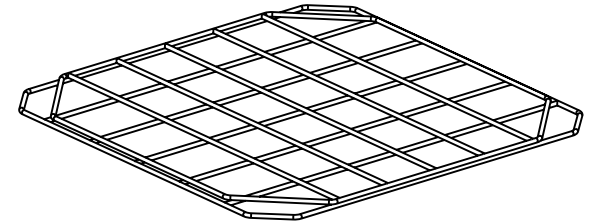
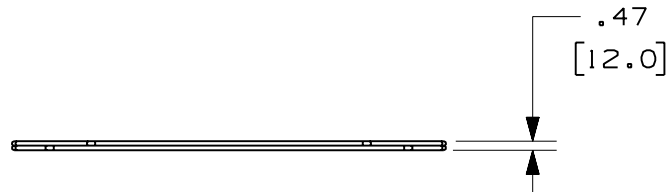
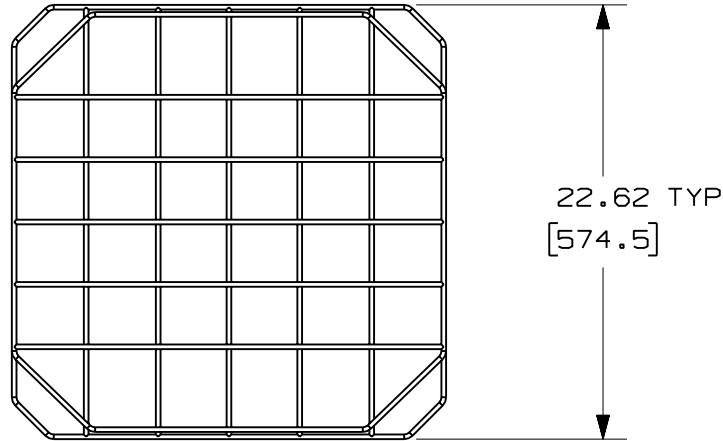


THIS COPY IS PROVIDED ON A RESTRICTED BASIS AND IS NOT TO BE USED IN ANY WAY DETRIMENTAL TO THE INTERESTS OF PANDUIT CORP.

PANDUIT PART NUMBER	WEIGHT
GRFWC21PG	5.05 LB/EA (2291g/EA)

NOTES:

1. SEE CURRENT CATALOG FOR ADDITIONAL PART SUFFIXES TO INDICATE PACKAGE QUANTITY.
2. DIMENSIONS IN PARENTHESES ARE IN METRIC.



ENG. REF.: D39065JW\_DC/00 GRFWC21

CAD FILENAME/LAYERS GRFWC21PG.pdf

**PANDUIT** CORP TINLEY PARK, ILLINOIS  
**GRIDRUNNER UNIVERSAL INTERSECTION (GRFWC21PG)**  
 CUSTOMER DRAWING

UNLESS OTHERWISE SPECIFIED,  
 DIMENSIONAL TOLERANCES ARE:  
 (.X) ± (.XXX) ±  
 (.XX) ± .03 (.8) ANGLES ±

UNLESS OTHERWISE SPECIFIED,  
 ALL DIMENSIONS ARE GIVEN IN  
 INCHES, THIRD ANGLE PROJECTION.

DRAWN BY MSO	MAT'L: PRE-GALVANIZED STEEL WIRE	SCALE NONE
DATE 4-20-07		DRAWING NO. 39065-70
CHK'D SABR		DWG A SIZE

REV	DATE	BY	CHK	DESCRIPTION	ECN	R	CUST	SUP	GMBH
R	4-20-07	MSO	SABR	RELEASED TO PRODUCTION	39065-70	RN	RN		