

VARIOCON

Sleeve Housings

VARIOCON sleeve housings are available in four designs in plastic, metal powder-coated and EMC metal-coated.

There is no need for a panel mounting base with standard panel feed-throughs. VARIOCON sleeve housings form a seal directly on the mounting panel using two locking screws. This locking method saves space, can be accessed easily from above, resists vibration and fulfills the requirements of IP 67/IP 69k protection.

The screws with either a cylinder or knurled head can be screwed in or out with a standard Philips screwdriver or by hand (no tools).

The shape of the housing has a user-friendly design and is fitted with a large marker label. The angled cable exit means the cable can be routed as desired, from the side and straight.

The metal housings are equipped with a PG 16 resp. PG 21 cable entry.

The metal housings are also optionally available with M 20 or M 25 cable entry.



Type description

	VC	-	K	-	T	1	-	Z	-	PG 16
VARIOCON										
K	= Plastic									
MP	= Metal, Powder coating									
MEMV	= Metal, EMC coating									
T	= Sleeve housing									
Housing type										
Z	= Locking screw with cylinder head									
R	= Locking screw with knurled head									
PG 16 = PG thread (PG 16 / PG 21)										
M 20 = metric cable entry (M 20 / M 25)										

VARIOCON

Sleeve Housing in Plastic, with PG Support



Description	Type	Cable gland	Type	Order No.	Pcs./Pkt.
Sleeve housing, locking screws with cylinder head	1	PG 16	VC-K-T1-Z	18 52 93 0	5
	2	PG 21	VC-K-T2-Z	18 52 94 3	
	3	PG 21	VC-K-T3-Z	18 52 95 6	
	4	PG 21	VC-K-T4-Z	18 52 96 9	
Sleeve housing, locking screws with knurled head	1	PG 16	VC-K-T1-R	18 55 09 2	5
	2	PG 21	VC-K-T2-R	18 55 10 2	
	3	PG 21	VC-K-T3-R	18 55 11 5	
	4	PG 21	VC-K-T4-R	18 55 12 8	
Accessories Marker labels, 5-section, unprinted, can be labeled with M-PEN or CMS system		color: white	VC-BZS WH	18 52 87 5	5

Technical data

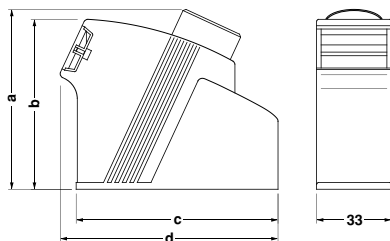
Housing material

Sealing material

Locking screws

PA (UL 94 / V0)
santoprene
high-grade steel, V4A

Sleeve housings		Dimensions [mm]			
Type	Width [mm]	a	b	c	d
1	33	65	65	59	66
2	33	75	75	74	81
3	33	79.3	74.9	89	96
4	33	76.3	75	104	111



Dimensions: VC-K-T...

VARIOCON

Sleeve Housing with Powder Coating, with PG Support



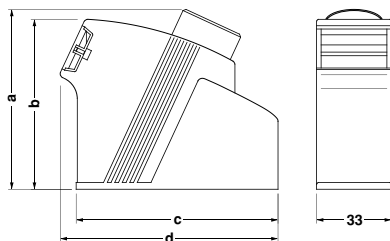
Description	Type	Cable gland	Type	Order No.	Pcs./Pkt.
Sleeve housing, locking screws with cylinder head	1	PG 16	VC-MP-T1-Z	18 84 89 8	5
	2	PG 21	VC-MP-T2-Z	18 84 90 8	
	3	PG 21	VC-MP-T3-Z	18 84 91 1	
	4	PG 21	VC-MP-T4-Z	18 84 92 4	
Sleeve housing, locking screws with knurled head	1	PG 16	VC-MP-T1-R	18 55 53 9	5
	2	PG 21	VC-MP-T2-R	18 55 54 2	
	3	PG 21	VC-MP-T3-R	18 55 55 5	
	4	PG 21	VC-MP-T4-R	18 55 56 8	
Accessories Marker labels, 5-section, unprinted, can be labeled with M-PEN or CMS system		color: white	VC-BZS WH	18 52 87 5	5

Technical data

Housing material
Housing surface
Sealing material
Locking screws

zinc die-cast
powder coating
santoprene
brass, nickel-plated

Sleeve Housings		Dimensions [mm]			
Type	Width [mm]	a	b	c	d
1	33	65	65	59	66
2	33	75	75	74	81
3	33	79.3	74.9	89	96
4	33	76.3	75	104	111



Dimensions: VC-MP-T...

VARIOCON

Sleeve Housing with EMC Coating, Conductive Seal and PG Support



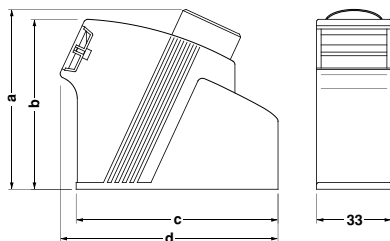
Description	Type	Cable gland	Type	Order No.	Pcs./Pkt.
Sleeve housing, locking screws with cylinder head	1	PG 16	VC-MEMV-T1-Z	18 53 32 4	5
	2	PG 21	VC-MEMV-T2-Z	18 53 33 7	
	3	PG 21	VC-MEMV-T3-Z	18 53 34 0	
	4	PG 21	VC-MEMV-T4-Z	18 53 35 3	
Sleeve housing, locking screws with knurled head	1	PG 16	VC-MEMV-T1-R	18 55 13 1	5
	2	PG 21	VC-MEMV-T2-R	18 55 14 4	
	3	PG 21	VC-MEMV-T3-R	18 55 15 7	
	4	PG 21	VC-MEMV-T4-R	18 55 16 0	
Accessories Marker labels, 5-section, unprinted, can be labeled with M-PEN or CMS system		color: white	VC-BZS WH	18 52 87 5	5

Technical data

Housing material
Housing surface
Sealing material
Locking screws

zinc die-cast
copper-nickel coating
santoprene / conductive
brass, nickel-plated

Sleeve housings		Dimensions [mm]			
Type	Width [mm]	a	b	c	d
1	33	65	65	59	66
2	33	75	75	74	81
3	33	79.3	74.9	89	96
4	33	76.3	75	104	111



Dimensions: VC-MEMV-T...

VARIOCON

Sleeve Housing with Powder Coating and Metric Cable Entry



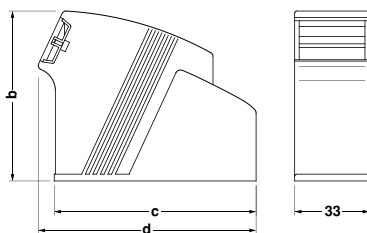
Description	Type	Cable gland	Type	Order No.	Pcs./Pkt.
Sleeve housing, locking screws with cylinder head	1	M 20	VC-MP-T1-Z-M20	18 86 67 6	5
	2	M 25	VC-MP-T2-Z-M25	18 86 68 9	
	3	M 25	VC-MP-T3-Z-M25	18 86 69 2	
	4	M 25	VC-MP-T4-Z-M25	18 86 70 2	
Sleeve housing, locking screws with knurled head	1	M 20	VC-MP-T1-R-M20	18 86 63 4	5
	2	M 25	VC-MP-T2-R-M25	18 86 64 7	
	3	M 25	VC-MP-T3-R-M25	18 86 65 0	
	4	M 25	VC-MP-T4-R-M25	18 86 66 3	
Accessories Marker labels, 5-section, unprinted, can be labeled with M-PEN or CMS system		color: white	VC-BZS WH	18 52 87 5	5

Technical data

Housing material
Housing surface
Sealing material
Locking screws

zinc die-cast
powder coating
santoprene
brass, nickel-plated

Sleeve housings		Dimensions [mm]		
Type	Width [mm]	b	c	d
1	33	65	59	66
2	33	75	74	81
3	33	74.9	89	96
4	33	75	104	111



Dimensions: VC-MP-T...M...

VARIOCON

Sleeve Housing with EMC Coating, Conductive Seal and Metric Cable Entry



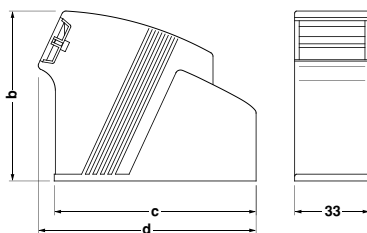
Description	Type	Cable gland	Type	Order No.	Pcs./Pkt.
Sleeve housing, locking screws with cylinder head	1	M 20	VC-MEMV-T1-Z-M20	18 86 55 3	5
	2	M 25	VC-MEMV-T2-Z-M25	18 86 56 6	
	3	M 25	VC-MEMV-T3-Z-M25	18 86 57 9	
	4	M 25	VC-MEMV-T4-Z-M25	18 86 58 2	
Sleeve housing, locking screws with knurled head	1	M 20	VC-MEMV-T1-R-M20	18 86 59 5	5
	2	M 25	VC-MEMV-T2-R-M25	18 86 60 5	
	3	M 25	VC-MEMV-T3-R-M25	18 86 61 8	
	4	M 25	VC-MEMV-T4-R-M25	18 86 62 1	
Accessories Marker labels, 5-section, unprinted, can be labeled with M-PEN or CMS system		color: white	VC-BZS WH	18 52 87 5	5

Technical data

Housing material
Housing surface
Sealing material
Locking screws

zinc die-cast
copper-nickel coating
santoprene / conductive
brass, nickel-plated

Sleeve housings		Dimensions [mm]		
Type	Width [mm]	b	c	d
1	33	65	59	66
2	33	75	74	81
3	33	74.9	89	96
4	33	75	104	111



Dimensions: VC-MEMV-T...M...