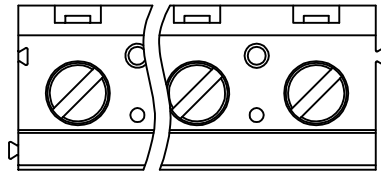
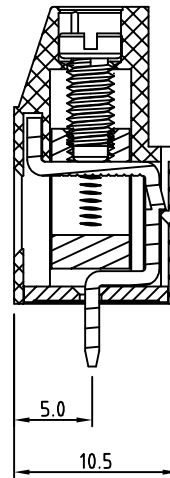
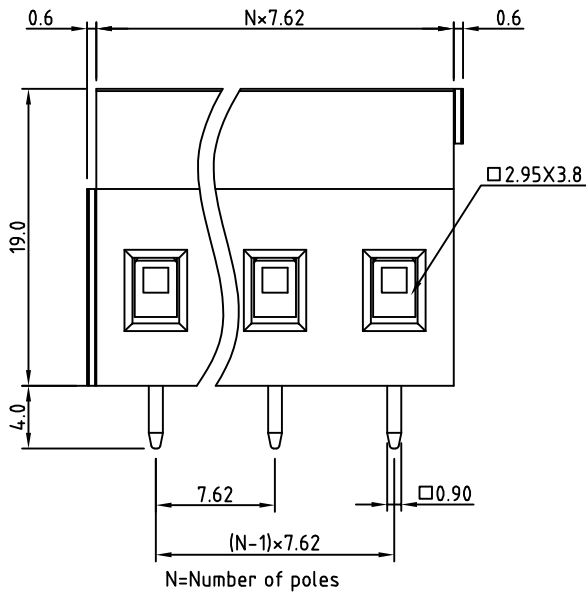


SIGN	DATE	DESCRIPTION	APPROVER
		THIS IS CAD DRAWING, DO NOT REVISE MANUALLY!!!	



- Material**
- Terminal body
 - (metal housing): Brass(CuZn)
 - Terminal screw: Steel Zinc plating "-" slot type
 - Contacts: Brass
 - Surface of solder tail: Tin plated
 - Insulator (housing): Thermoplastic (UL94V-0)



- Electrical**
- Voltage rating: 300VAC
 - Current rating: 20A
 - Solid wire(AWG): 12-30
 - Stranded wire(AWG): 12-30
 - Torque(Lb-In): 3.5
 - Screw: M3
 - Wire strip length: 6-7mm
 - Withstanding Voltage: 1.6KV
 - Operating temperature: -30°C to +105°C
 - Soldering temperature: 250°C±10°C/5 Sec
 - Safety Approval: us

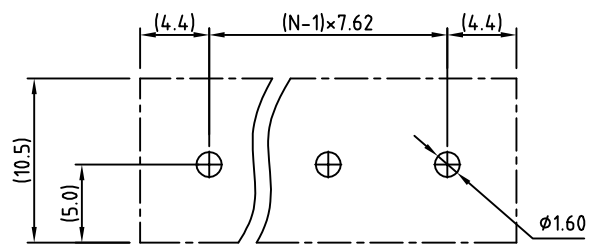
RoHS Compliant

PART NUMBER

OSTVJXX6151

- | | |
|--------------|---------------------|
| No. of Poles | COLOR: |
| 02 2 Poles | 0: Black |
| 03 3 Poles | 5: Green (Standard) |
| | 6: Blue |
| 12 12 Poles | 8: Grey |

P.C.B LAYOUT



THESE DRAWINGS AND SPECIFICATIONS ARE THE PROPERTY OF ON-SHORE TECHNOLOGY, INC. AND SHALL NOT BE REPRODUCED, COPIED OR USED IN ANY MANNER WITHOUT THE PRIOR WRITTEN CONSENT OF ON-SHORE TECHNOLOGY, INC.



TITLE		OSTVJ-7.62mm Series horizontal (180 wire inlet) with cover				
PART NO.	OSTVJXX6151	DWG NO.	OSTVJXX6151.DWG			
APPROVED	CHECKED	DESIGNED	DRAWN	CUST NO.	Tolerance	
Shi Jun	Marvin	Marvin	Marvin		X. ±0.50	
2006.10.20	2006.10.20	2006.10.20	2006.10.20		X.X ±0.30	
				UNIT: mm	X.XX ±0.10	
				SCALE: NONE	X° ±1°	
				SHEET: 01/01	REV: D	