

Customer Information Sheet

DRAWING No.: M22-307XX00

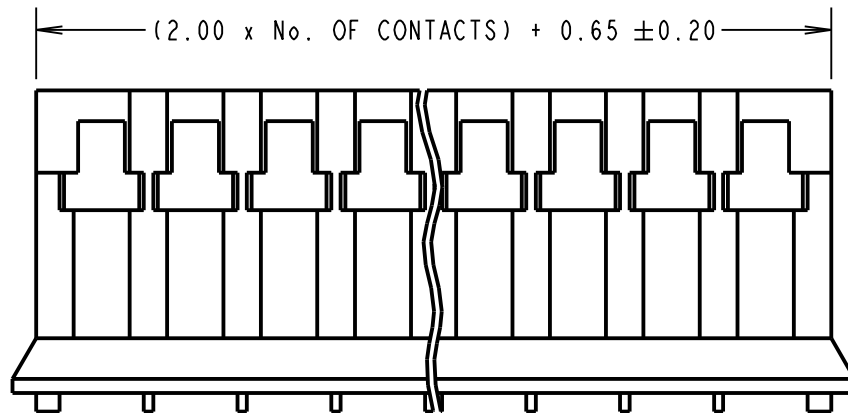
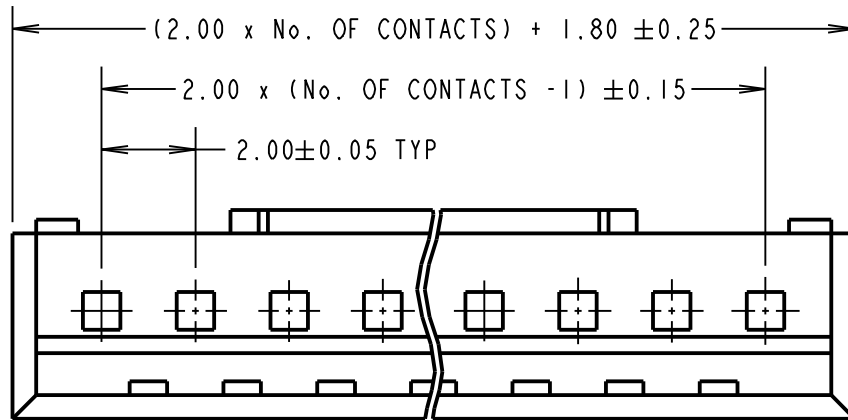
IF IN DOUBT - ASK

©

NOT TO SCALE

THIRD ANGLE PROJECTION

ALL DIMENSIONS IN mm



SPECIFICATION:

MATERIAL = NYLON 66, UL94V-0, NATURAL

ELECTRICAL:

VOLTAGE RATING = 100V AC/DC

CURRENT RATING = 1A

DIELECTRIC WITHSTANDING = 800V AC/MINUTE

INSULATION RESISTANCE = 1000MΩ/MINUTE

MECHANICAL:

INSERTION FORCE = 6.9N MAX

DURABILITY = 1 OPERATION

ENVIRONMENTAL:

TEMPERATURE RANGE = -25°C TO +95°C

FOR COMPLETE SPECIFICATION, SEE COMPONENT SPECIFICATION C018XX (LATEST ISSUE).

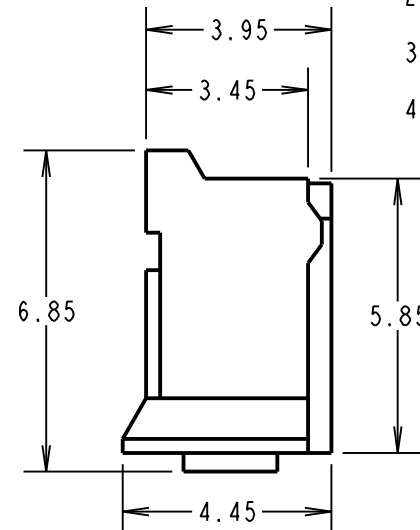
ORDER CODE:

M22-307XX00

No. OF CONTACTS: _____
02 TO 10

NOTES:

1. THIS MOULDING IS FOR USE WITH M22-30600XX AND M22-30800XX CRIMP TERMINALS.
2. THE ABOVE SPECIFICATIONS APPLY WHEN USED WITH THESE CRIMP TERMINALS.
3. ALL TOLERANCES ±0.15 UNLESS OTHERWISE STATED.
4. M22-307XX CONNECTORS ARE NOT DESIGNED TO BE PULLED APART OR SEPARATED EASILY. CONNECTORS ARE IDEAL FOR ONE CYCLE ONLY.



MSP	8	15.06.15	12803
NAME	ISS.	DATE	C/NOTE
APPROVED:		M.PERREN	
CHECKED:		S.BENNETT	
DRAWN:		D. BECK	
CUSTOMER REF.:			
ASSEMBLY DRG:			

HARWIN

www.harwin.com
technical@harwin.com

THIS DRAWING AND ANY INFORMATION OR DESCRIPTIVE MATTER SET OUT HEREON ARE CONFIDENTIAL AND COPYRIGHT PROPERTY OF THE HARWIN GROUP AND MUST NOT BE DISCLOSED, LOANED, COPIED OR USED FOR MANUFACTURING, TENDERING OR FOR ANY OTHER PURPOSE WITHOUT THEIR WRITTEN PERMISSION.

TOLERANCES

~~X = ±1mm
X.X = ±0.50mm
X.XX = ±0.10mm
X.XXX = ±0.01mm
ANGLES = ±5°
UNLESS STATED~~

MATERIAL:

SEE ABOVE

FINISH:

CLEAN

S/AREA:

mm²

TITLE:

2mm CRIMP TERMINAL MOULDING

DRAWING NUMBER:

M22-307XX00

SHT
2
OF
2