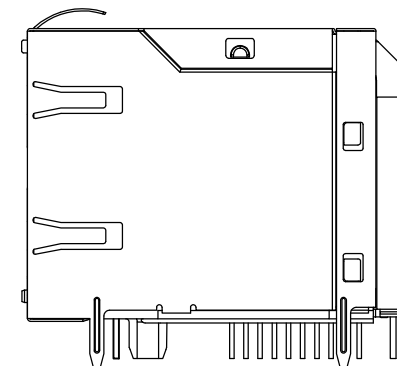
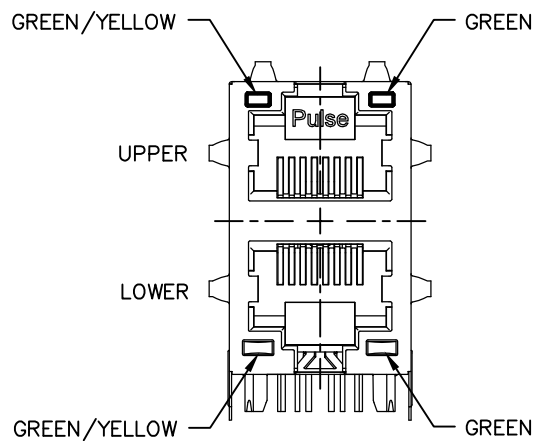
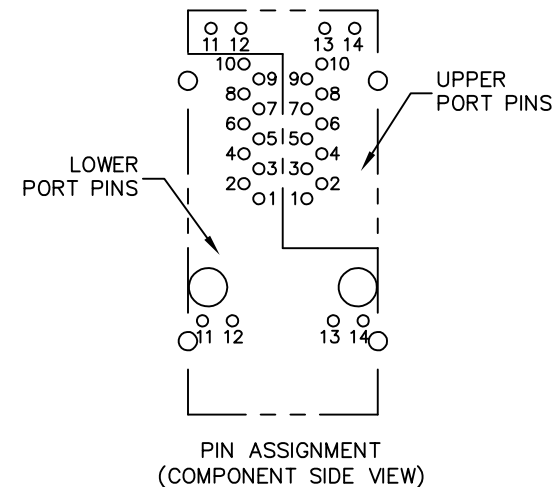
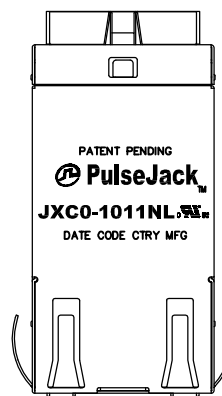


NOTES:

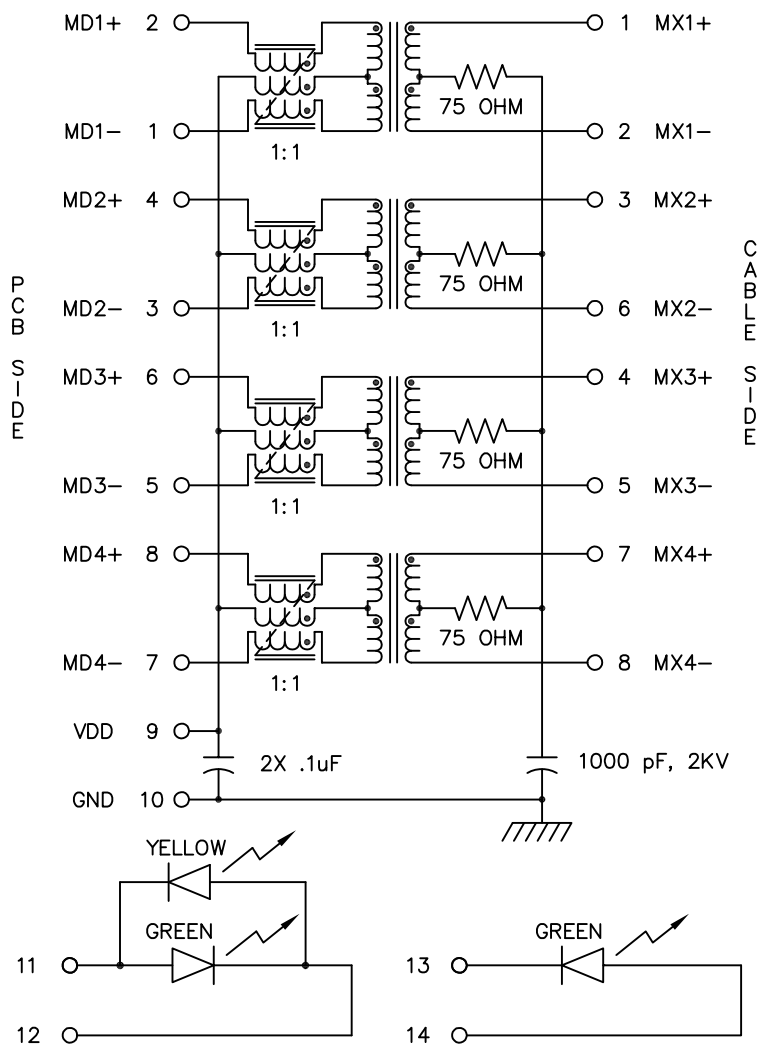
1. ROHS COMPLIANT
2. PLASTIC HOUSING: THERMOPLASTIC MATERIAL WITH FLAMMABILITY RATING UL 94V-0 OR BETTER.
3. CONTACTS PLATING: 50 MICROINCHES HARD GOLD PLATING.
4. CONTACTS BASE MATERIAL: PHOSPHOR BRONZE
5. UNDER PLATING: 50 MICROINCHES DUCTILE NICKEL.
6. SOLDER TAIL PLATING : 200-500 MICROINCHES 100% TIN, MATTE FINISH.
7. METAL SHIELD: NICKEL PLATING ON COPPER ALLOY.
8. JACK CAVITY CONFORMS TO FCC RULES AND REGULATIONS PART 68 SUBPART F.
9. PCB PLATING: ENIG.
10. STORAGE TEMPERATURE: -50°C TO +125°C
11. COMPLIANCE TO J-STD:
 - A. J-STD-002: SOLDERABILITY AT 245°C DIP AND LOOK TEST
 - B. J-STD-020: LEVEL 1, NO MOISTURE SENSITIVE
 - C. J-STD-075: W2, 270°C MAXIMUM THROUGH WAVE SOLDER



FINAL OUTLINE

© Copyright, 2015. Pulse Electronics Corp. All rights reserved. Pulse confidential & proprietary. (12/18/15)

PRODUCT DESCRIPTION	TLA DRAWING	PS DRAWING	SHEET	PART NO.	DATASHEET REV.
CONN,RJ45,1GD,2X1,1:1,TY	JXC0-1011NL-10	PS-2316.004-A	1 OF 4	JXC0-1011NL	A



SCHEMATIC
EACH PORT (2 PLACES)

NOTE 1. HIGH-VOLTAGE CAPACITOR IS COMMON FOR UPPER AND LOWER PORTS.

© Copyright, 2015. Pulse Electronics Corp. All rights reserved. Pulse confidential & proprietary. (12/18/15)

ELECTRICAL CHARACTERISTICS AT +25°C UNLESS OTHER SPECIFIED
(FOR REFERENCE ONLY. USED FOR CUSTOMER INFORMATION.)

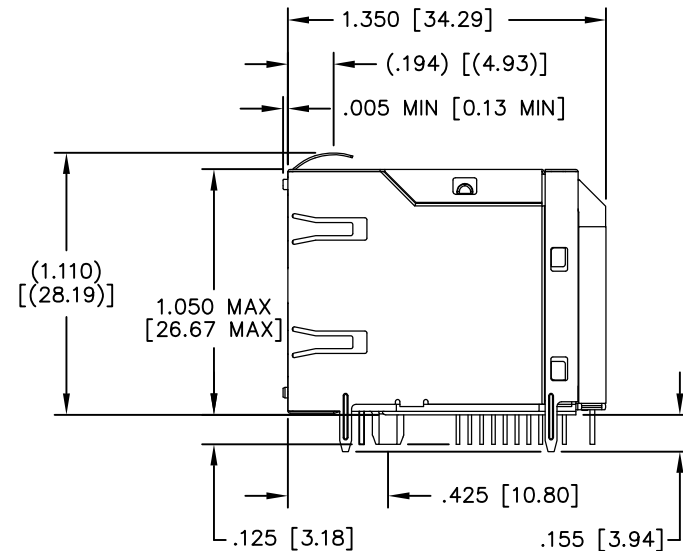
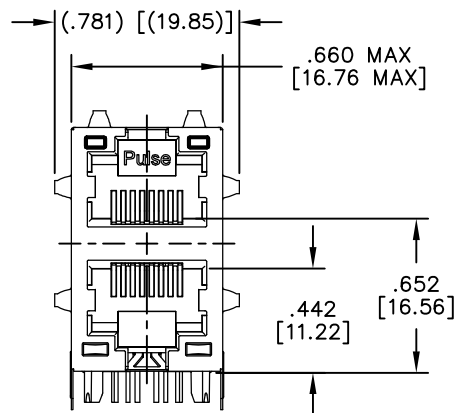
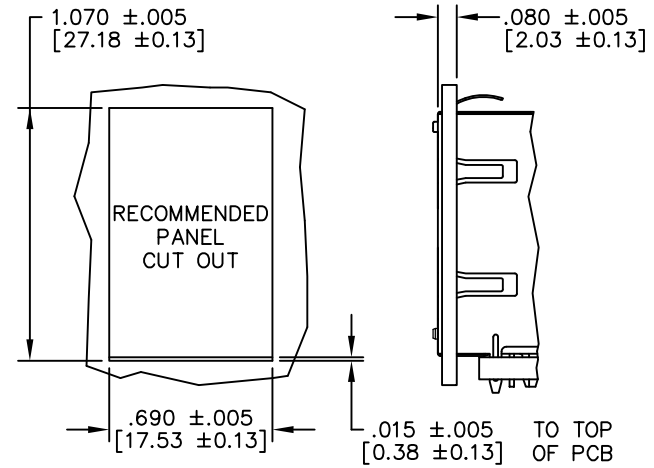
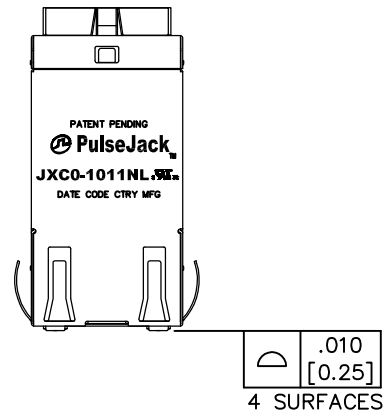
PARAMETER	SPECIFICATIONS		
OPERATING TEMP	-40°C TO +85°C		
URNS RATIO	1 : 1 ±2%		
POLARITY	PER SCHEMATIC		
INSERTION LOSS	100 KHz	1-100 MHz	125 MHz
	-1.2 dB MAX	-0.2-0.002*f ^{1.4} dB MAX	-3.0 dB MAX
RETURN LOSS (Z OUT=100 OHM ±15%)	.1-40 MHz	40-100 MHz	
	-16 dB MIN	-10+20*LOG ₁₀ (f/80 MHz) dB MIN	
INDUCTANCE (OCL) (MEDIA SIDE, -40°C TO +85°C)	350 uH MIN (MEASURED AT 100 KHz, 100 mVRMS AND WITH 8 mA DC BIAS)		
CROSSTALK, ADJACENT CHANNELS	1 MHz	10-100 MHz	
	-50 dB MIN	-52+22*LOG ₁₀ (f/10) dB MIN	
COMMON MODE REJECTION RATIO	2 MHz	30-200 MHz	
	-50 dB MIN	-15+20*LOG ₁₀ (f/200) dB MIN	
INPUT - OUTPUT ISOLATION	2250 VDC MINIMUM FOR 60 SECONDS		

NOTE: f IS FREQUENCY IN MHz.

EMMITTED COLOR	BI-COLOR		SINGLE-COLOR
	GREEN	YELLOW	GREEN
WAVELENGTH (nm)	565 nM	585 nM	568 nM
BRIGHTNESS (mCD)	8 TO 12 TYP. AT 20 mA	8 TO 12 TYP. AT 20 mA	8.5 TYP. AT 20 mA
VIEWING ANGLE	100°	100°	100°
POWER DISSIPATION (Pd)	68 mW MAX	68 mW MAX	85 mW MAX
DC FORWARD CURRENT	25 mA MAX	30 mA MAX	30 mA MAX
REVERSE VOLTAGE (Vr)	5.0 V MAX	5.0 V MAX	5.0 V MAX

NOTE: PER VENDOR'S SPECIFICATIONS

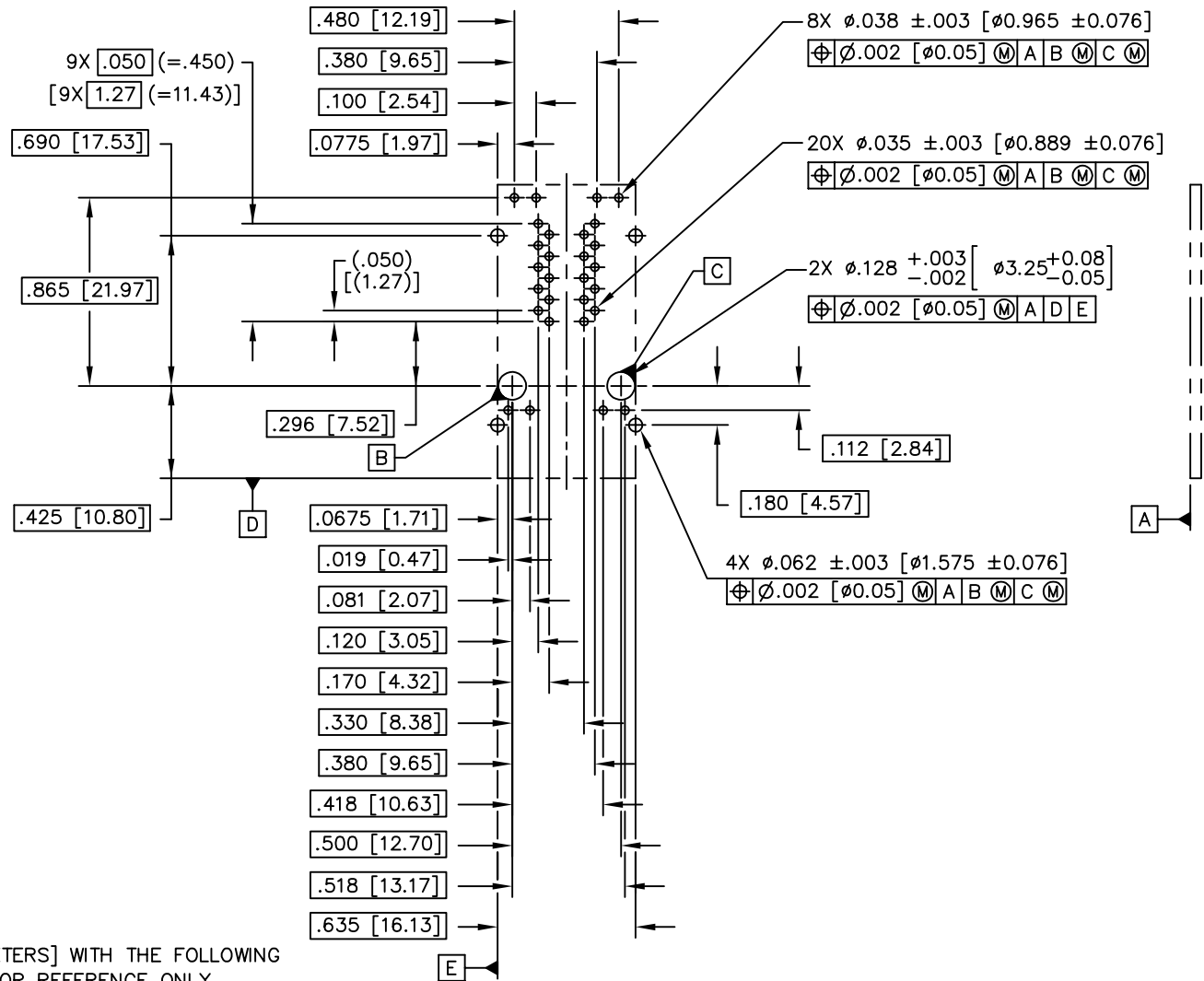
PRODUCT DESCRIPTION	TLA DRAWING	PS DRAWING	SHEET	PART NO.	DATASHEET REV.
CONN,RJ45,1GD,2X1,1:1,TY	JXC0-1011NL-10	PS-2316.004-A	2 OF 4	JXC0-1011NL	A



DIMENSIONS ARE IN INCHES [MILLIMETERS] WITH THE FOLLOWING
TOLERANCES: [MILLIMETERS] ARE FOR REFERENCE ONLY.
.XX= ±.02 [±0.5]
.XXX= ±.010 [±0.25]

© Copyright, 2015. Pulse Electronics Corp. All rights reserved. Pulse confidential & proprietary. (12/18/15)

PRODUCT DESCRIPTION	TLA DRAWING	PS DRAWING	SHEET	PART NO.	DATASHEET REV.
CONN,RJ45,1GD,2X1,1:1,TY	JXC0-1011NL-10	PS-2316.004-A	3 OF 4	JXC0-1011NL	A



DIMENSIONS ARE IN INCHES [MILLIMETERS] WITH THE FOLLOWING TOLERANCES: [MILLIMETERS] ARE FOR REFERENCE ONLY.
 .XX= ± 0.02 [± 0.5]
 .XXX= ± 0.010 [± 0.25]

© Copyright, 2015. Pulse Electronics Corp. All rights reserved. Pulse confidential & proprietary. (12/18/15)

PRODUCT DESCRIPTION	TLA DRAWING	PS DRAWING	SHEET	PART NO.	DATASHEET REV.
CONN,RJ45,1GD,2X1,1:1,TY	JXC0-1011NL-10	PS-2316.004-A	4 OF 4	JXC0-1011NL	A