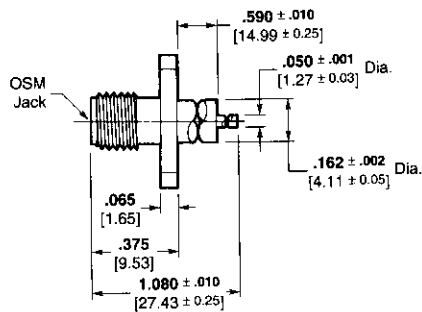
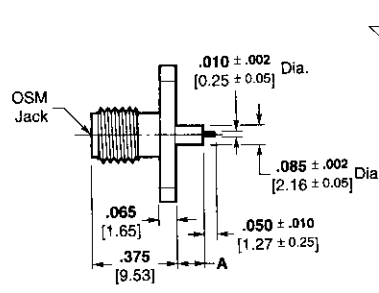


SMA Receptacles MIL-C-83517 — Panel Mount (Continued)

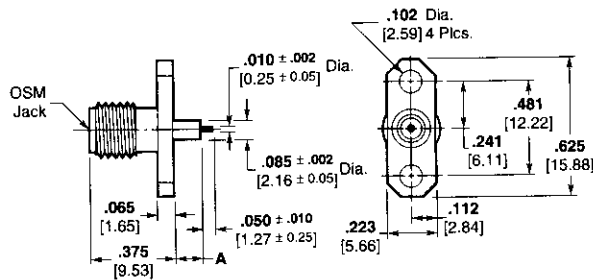
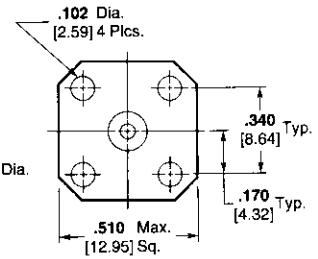
MIL-C-83517/4



Outline 1



Outline 2



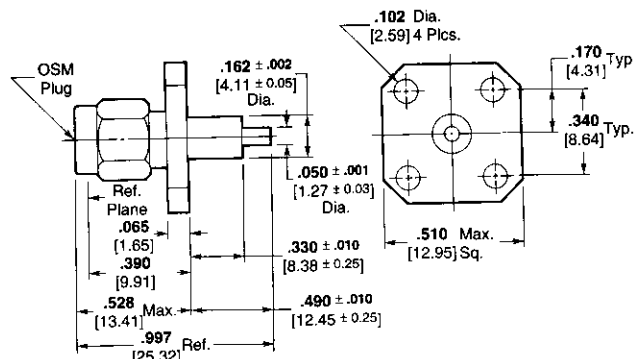
Outline 3

Military Part No.	AMP Part No.	M/A-COM <sup>1</sup> Part No. (Ref. Only)	Outline	Dimension A
-31001	1052950-1	2052-8014-92	3	.057 ± .003 1.45 ± .076
-31002	1052952-1	2052-8015-92	3	.125 ± .003 3.18 ± .076
-31003	1052954-1	2052-8016-92	2	.057 ± .003 1.45 ± .076
-31004	1052956-1	2052-8017-92	2	.125 ± .003 3.18 ± .076
-31005	1052958-1	2052-8018-92	1	N/A

Military Part No.	AMP Part No.	M/A-COM <sup>1</sup> Part No. (Ref. Only)	Outline	Dimension A
-32001	1052949-1	2052-8014-90	3	.057 ± .003 1.45 ± .076
-32002	1052951-1	2052-8015-90	3	.125 ± .003 3.18 ± .076
-32003	1052953-1	2052-8016-90	2	.057 ± .003 1.45 ± .076
-32004	1052955-1	2052-8017-90	2	.125 ± .003 3.18 ± .076
-32005	1052957-1	2052-8018-90	1	N/A

<sup>1</sup> -92 indicates passivated stainless steel finish.  
-90 indicates gold plated finish.

MIL-C-83517/5



Outline 4

Military Part No.	AMP Part No.	M/A-COM <sup>1</sup> Part No. (Ref. Only)	Outline
-31001	1052417-1	2051-8005-92	4
-32001	1052416-1	2051-8005-90	4

<sup>1</sup> -92 indicates passivated stainless steel finish.  
-90 indicates gold plated finish.