SPECIFICATIONS		
OPERATING TEMP. RANGE	-25°C TO +125°C.	
WORKING VOLTAGE	85°C.	----
	125°C.	100 VDC
CURRENT	5 AMPS MAX.	
POSITIONS	1 THRU 25	
SCHEMATIC		
CAPACITANCE†	SEE CHART	
D.W.V.†	300 VDC	
I.R.†	1 G OHM MIN.	

† ALL TEST CONDITIONS AT 25°C. 50% RELATIVE HUMIDITY.
CAP. PER MIL-STD-202 METHOD 305, 1.0 VRMS MAX. 1KHz.
D.W.V. PER MIL-STD-202 METHOD 301, 1-5 SEC. 50 mA MAX.
I.R. PER MIL-STD-202 METHOD 302.
I.L. PER MIL-STD-220, NO LOAD CONDITION.

SCI PART NO.	CAPACITANCE		MINIMUM INSERTION LOSS DECIBELS - (db)			
	VALUE	TOLERANCE	20 MHz	100 MHz	500 MHz	1 GHz
56-522-012-GBL	840 pF FT	±30%	5	18	31	37

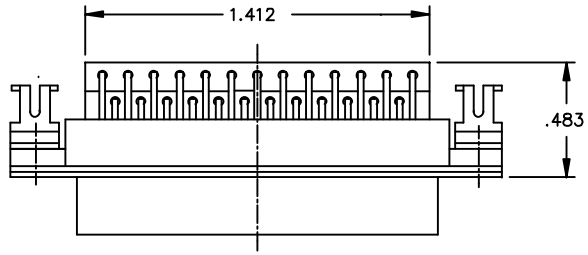

NOTE:
1. SHELL: STEEL, TIN PLATED.
2. INSULATOR: UL 94V-0
3. CONTACT; COPPER ALLOY, .000015 GOLD PLATED IN PIN CONTACT MATING AREA.
4. -GBLF VARIATION IS SUPPLIED WITH FERRITE BLOCK.

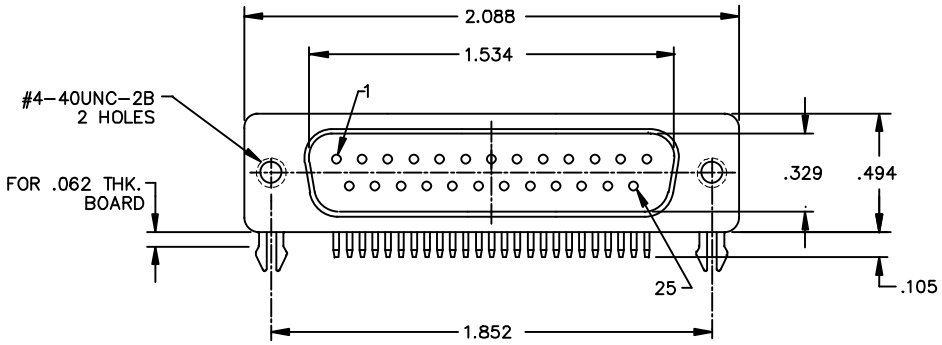

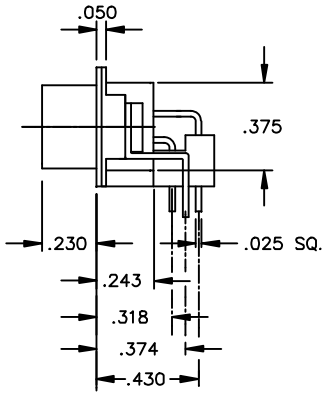

REV. NO.	CHANGE NOTICE
10	C.N. 199108 REDRAWN

UNLESS OTHERWISE SPECIFIED DIMENSIONS ARE IN INCHES.

DO NOT SCALE.

TOLERANCES UNLESS OTHERWISE SPECIFIED
Fractions ± 1/64
Dec. .xx±
Dec. .xxx± .015
Angles ±0° 30'

CODE IDENT. NO. 33095

SPECTRUM CONTROL INC.

ERIE, FAIRVIEW PENNSYLVANIA

Dwn. kauffman 1-25-01
Ckd. k. wood
Apvd.
Sheet 1 of 1

Description: 25 POSITION LOW PROFILE, PIN/RT. ANGLE FILTERED CONNECTOR

B 56-522-012-GBL

Quality Products From The Specialists In Electro-Magnetic Compatibility