

HK25A

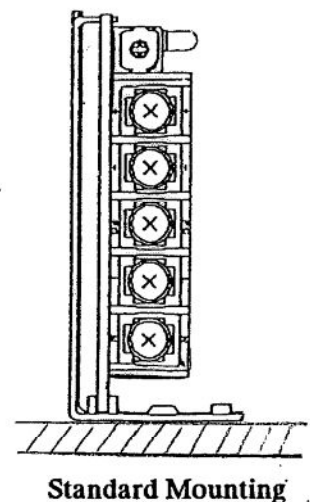
SPECIFICATIONS

PA778-01-01C

Item	Model	HK25A-5	HK25A-12	HK25A-15	HK25A-24	
1	Nominal Output Voltage	V	5	12	15	24
2	Maximum Output Current	A	5.0	2.1	1.7	1.1
3	Maximum Output Power	W	25.0	25.2	25.5	26.4
4	Efficiency (Typ) (*1)	%	72	76	77	80
5	Input Voltage Range (*2)	-	85-132VAC (47-440Hz) or 110-175VDC			
6	Input Current (Typ) (*1)	-	0.6A at 100VAC			
7	Inrush Current (Typ) (*3)	-	15A at 100VAC			
8	Output Voltage Range	-	±10%			
9	Maximum Ripple & Noise	mV	120	150	150	150
10	Maximum Line Regulation (*4)	mV	20	48	60	96
11	Maximum Load Regulation (*5)	mV	40	96	120	150
12	Over Current Protection (*6)	-	105% ~			
13	Over Voltage Protection (*7)	-	115% to 135%			
14	Hold-Up Time (Typ) (*1)	-	20ms			
15	Series Operation	-	Possible			
16	Operating Temperature (*8)	-	0°C to +50°C (100%), 60°C (50%)			
17	Operating Humidity	-	30% to 90% RH			
18	Storage Temperature	-	-30°C to +85°C			
19	Storage Humidity	-	10% to 95% RH			
20	Cooling	-	Convection Cooled			
21	Temperature Coefficient (*9)	-	1% (Typ) at 0°C to +50°C			
22	Withstand Voltage (*10)	-	Input - Chassis, Input - Output : 2kVAC (20mA) Output - Chassis : 500VAC (100mA) for 1min			
23	Isolation Resistance	-	More than 100M Ohm at 25°C and 70%RH Output-FG 500VDC			
24	Vibration	-	10-55Hz (sweep 1 min) less than 19.6m/s ² X,Y,Z 1 h each			
25	Shock	-	Less than 196.1m/s ²			
26	Safety	-	Approved by UL60950-1 & CSA C22.2 No.60950. Designed to meet DENAN			
27	Conducted Radio Noise	-	Designed to meet FCC class B, VCCI - B			
28	Weight	-	230g			
29	Size (W.H.D.)	mm	28 . 68 . 95 (Refer to Outline Drawing)			

* NOTES :

- 1 : At 100VAC and Maximum Output Power, Ta = 25°C
- 2 : For cases where conformance to various safety specs (UL, CSA) are required to be described as 100 - 120VAC, 50/60Hz on name plate.
- 3 : Typical value on cold start, Ta = 25°C.
- 4 : From 85 to 132VAC or 110 to 175VDC, constant load.
- 5 : From No Load to Full Load, constant input voltage.
- 6 : Current limiting with automatic recovery.
Avoid to operate over load or dead short for more than 30 seconds.
- 7 : OVP circuit will shut down output, manual reset.
- 8 : At standard mounting (vertical).
- 9 : Constant input voltage & load.
- 10 : Refer to instruction manual for testing procedure.



HK25A

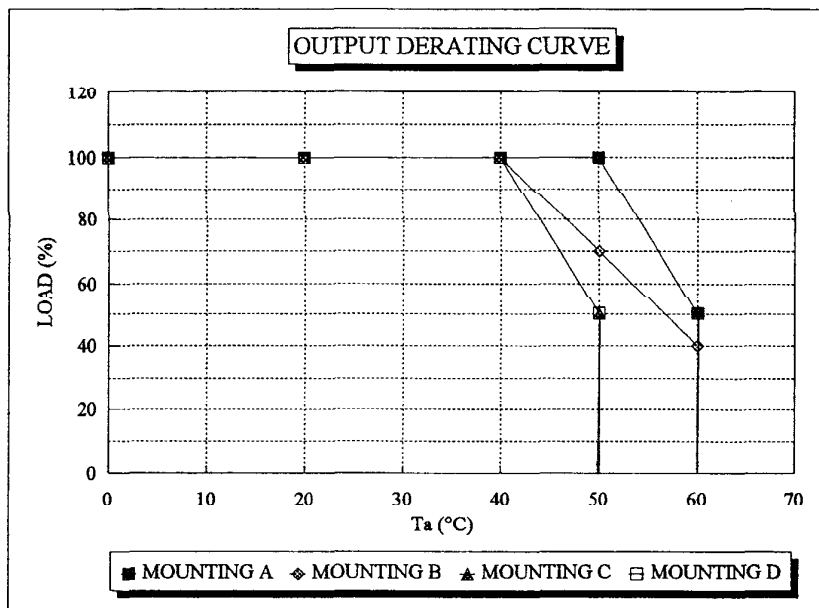
PA778-01-02A

OUTPUT DERATING

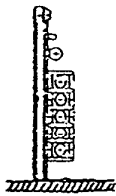
HK25A-3, 5, 12, 15 & 24

* COOLING : CONVENTION COOLING

Ta (°C)	LOAD (%)			
	MOUNTING : A	MOUNTING : B	MOUNTING : C	MOUNTING : D
0	100	100	100	100
20	100	100	100	100
40	100	100	100	100
50	100	70	50	50
60	50	40	-	-



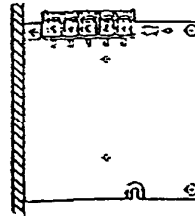
MOUNTING : A



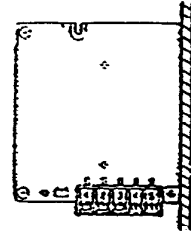
MOUNTING : B



MOUNTING : C



MOUNTING : D



HK25A

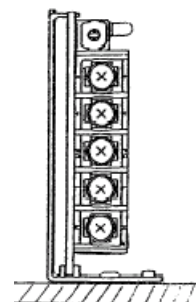
SPECIFICATIONS

PA778-01-03C

ITEMS	MODEL	HK25A-3
1	Nominal Output Voltage	- 3.3V
2	Maximum Output Current	- 5.0A
3	Maximum Output Power	- 16.5W
4	Efficiency (Typ) (*1)	- 70%
5	Input Voltage Range (*2)	- 85 - 132VAC(47 - 440Hz) or 110 - 175VDC
6	Input Current (Typ) (*1)	- 0.5A at 100VAC
7	In-rush Current (Typ) (*3)	- 15A at 100VAC
8	Output Voltage Range	- ±10%
9	Maximum Ripple & Noise	- 120mV
10	Maximum Line Regulation (*4)	- 20mV
11	Maximum Load Regulation (*5)	- 40mV
12	Over Current Protection (*6)	- 105% -
13	Over Voltage Protection (*7)	- 115% to 135%
14	Hold-Up Time (Typ) (*1)	- 20ms
15	Series Operation	- Possible
16	Operating Temperature (*8)	- 0°C to +50°C(100%), 60°C(50%)
17	Operating Humidity	- 30% to 90% RH
18	Storage Temperature	- -30°C to +85°C
19	Storage Humidity	- 10% to 95% RH
20	Cooling	- Convection Cooled
21	Temperature Coefficient (*9)	- 1%(Typ) at 0°C to +50°C
22	Withstand Voltage (*10)	- Input-Chassis , Input-Output : 2kVAC (20mA) Output-Chassis : 500VAC (100mA) for 1min.
23	Isolation Resistance	- More than 100MΩ at 25°C and 70% RH Output-FG 500VDC
24	Vibration	- 10-55Hz (sweep 1 min) less than 19.6m/s ² X,Y,Z 1 h each
25	Shock	- Less than 196.1m/s ²
26	Safety	- Designed to meet UL60950-1, CSA C22.2 No.60950 & DENAN
27	Conducted Radio Noise	- Designed to meet FCC class B,VCCI-B
28	Weight	- 230g
29	Size (W.H.D)	mm 28×68×95 (Refer to Outline Drawing)

==NOTES==

- *1: At 100VAC & Maximum Output Power, Ta = 25 °C .
- *2: For cases where conformance to various safety specs (UL,CSA) are required to be described as 100-120VAC, 50/60Hz on name plate.
- *3: Typical value on cold start, Ta=25°C .
- *4: From 85 to 132VAC or 110 to 175VDC, constant load.
- *5: From No load to Full load, constant input voltage.
- *6: Current limiting with automatic recovery.
Avoid to operate over load or dead short for more than 30 seconds.
- *7: Inverter shut down, manual reset.
- *8: At standard mounting. (vertical)
- *9: Constant input voltage & load.
- *10: Refer to instruction manual for testing procedure.



Standard Mounting