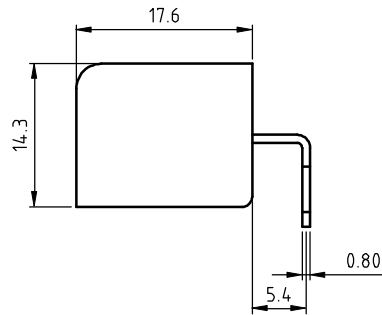
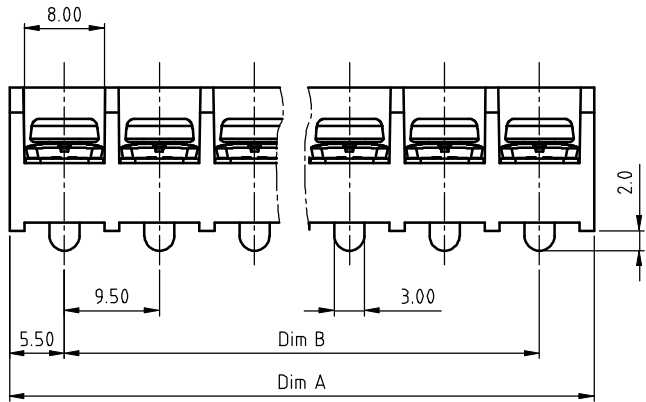
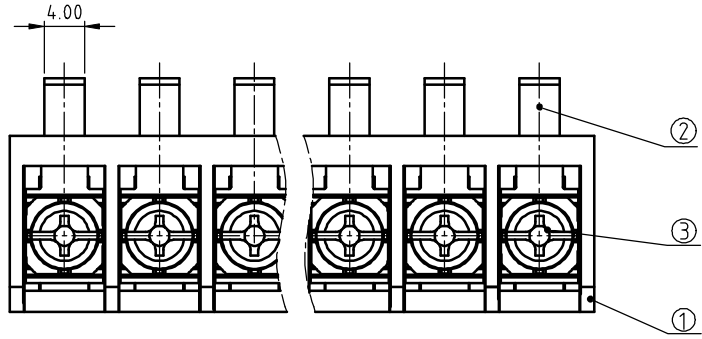


PRODUCT NUMBER	PITCH
YK447xx0x0JOG	9.50 mm



MATERIALS ELECTRICAL: cULus CQC
 RATED VOLTAGE & CURRENT: 300 V, 30A / 300V 24A
 WITHSTAND VOLTAGE: AC2500V/min
 INSULATION RESISTANCE: 1000 MΩ OR MORE AT DC 500 V
 OPERATING TEMPERATURE RANG: -40 °C ~ +115 °C
 SCREW TORQUE VALUE: 10.54 Lb-In. / 0.8Nm
 WIRE RANGE: 22 - 10 AWG / 22-14 AWG
 1) MOLDED PARTS: Thermoplastic, UL 94 V-0 BLACK
 2) TERMINAL: BRASS, 0.8t
 3) TERMINAL SCREWS: STEEL, M3.5
 APPROVAL:

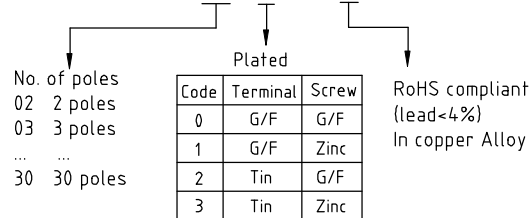
DIMENSION

Dim A	N×9.5+1.5
Dim B	(N-1)×9.5

N=Number of poles

Poles	Tolerance
2p-4p	±0.20
5p-8p	±0.25
9p-16p	±0.35
17p-23p	±0.40
24p-30p	±0.50

PART NO.: YK 447xx 0 x 0 JOG



mat'l. code				surface ASME Y14.5 ✓		tolerance ASME Y14.5		projection		product family	
ltr ecn no dr date				tolerances unless otherwise specified		X.±0.5				TERMINAL BLOCK	
				angles		X.X±0.3		MM		title	
				X'±1'		X.XX±0.1		scale		TERMINAL BLOCK	
				dr		EVAN LU 061614		FCI		BARRIER TYPE	
				enr		EVAN LU 061614		dwg no		sheet 1 of 1 size	
				chr		HANKE FENG 061614		YK447xx0x0JOG		A4	
				appd		SHI JUN 061614		type		CUSTOMER Drawing	
sheet index		revision sheet		A 1							