

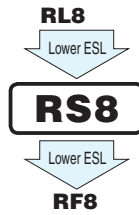
RS8 Low ESR / ESL, Low Profile (φ6.3)



FPCAP



- Low ESR/ESL, High ripple current.
- Low Profile(Height 8mm).
- Load life of 2000/5000 hours at 105°C.
- Radial lead type : Lead free flow soldering condition correspondence.
- Compliant to the RoHS directive (2011/65/EU).



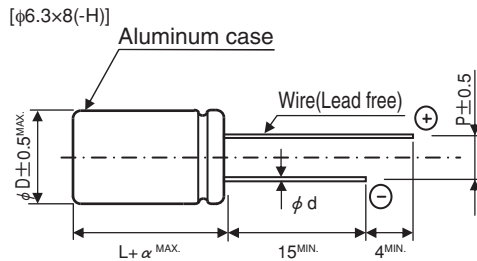
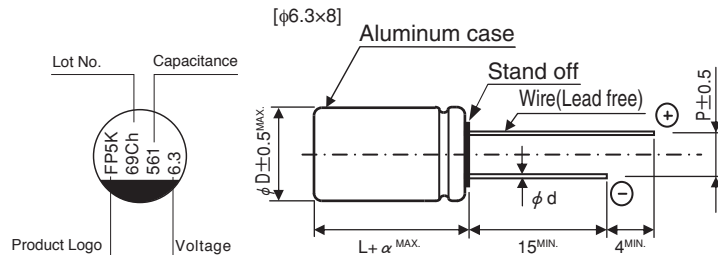
■ Specifications

Item	Performance Characteristics	
Category Temperature Range	-55 to +105°C	
Rated Voltage Range	2.5 to 16V	
Rated Capacitance Range	100 to 1200μF	
Capacitance Tolerance	±20% at 120Hz, 20°C	
Tangent of loss angle (tan δ)	Less than or equal to the specified value at 120Hz, 20°C	
ESR (※1)	Less than or equal to the specified value at 100kHz, 20°C	
Leakage Current (※2)	Less than or equal to the specified value. After 2 minutes' application of rated voltage at 20°C	
Endurance	Test condition	105°C, rated voltage 2000 / 5000Hrs.
	Capacitance change	Within ±20% of initial value before test
	tan δ	150% or less than the initial specified value
	ESR(※1)	150% or less than the initial specified value
	Leakage current (※2)	Less than or equal to the initial specified value

※1 ESR should be measured at both of the terminal ends closest to the capacitor body.

※2 Conditioning : If any doubt arises, measure the leakage current after the voltage treatment of applying DC rated voltage continuously to the capacitor for 120 minutes at 105°C.

■ Dimensions

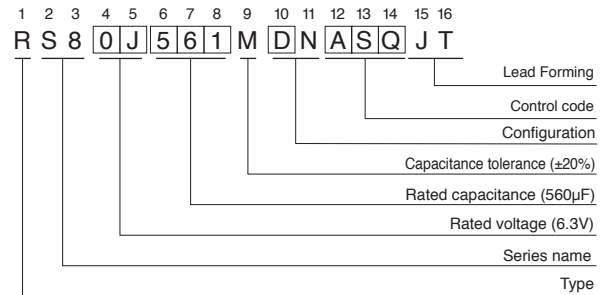


(mm)			
φD×L	φd	P	α
6.3×8	0.6	2.5	1.0

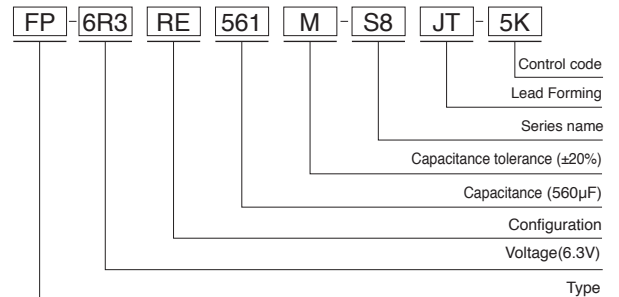
● Frequency coefficient of rated ripple current

Frequency	120 Hz	1 kHz	10 kHz	100 kHz	300 kHz
Coefficient	0.10	0.45	0.50	1.00	1.00

Type numbering system (Example : 6.3V 560μF)
Nichicon part number



FPCAP part number



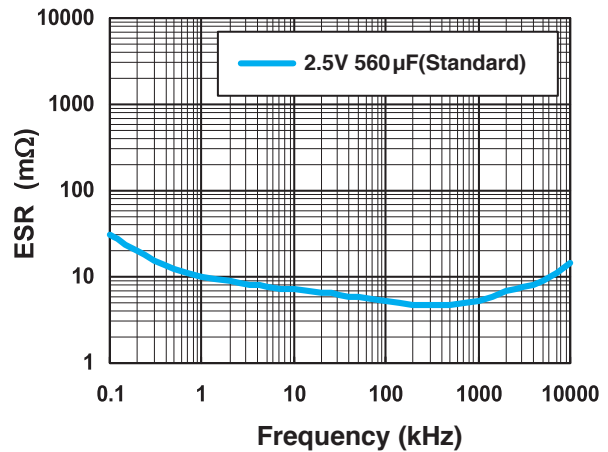
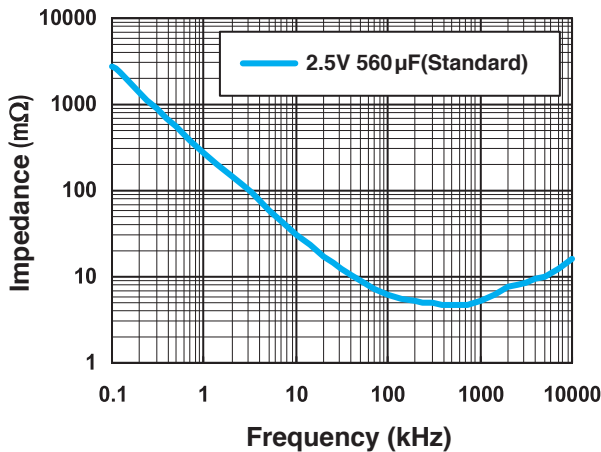
RS8

Standard Ratings

Rated Voltage (V) (code)	Surge Voltage (V)	Rated Capacitance (μF)	Case Size φD×L (mm)	tan δ	Leakage Current (μA, 2min.)	ESR (mΩ, 100kHz)	ESL (Typ.) (nH, 40MHz)	Rated Ripple Current (mA rms)	NICHICON	FPCAP
2.5 (0E)	2.8	330	6.3×8	0.10	500	7	2	5600	RS80E331MDN1□□	FP-2R5RE331M-S8□□
		※330	6.3×8	0.10	500	7	2	5600	RS80E331MDNASQ□□	FP-2R5RE331M-S8□□-5K
		470	6.3×8	0.10	500	7	2	5600	RS80E471MDN1□□	FP-2R5RE471M-S8□□
		※470	6.3×8	0.10	500	7	2	5600	RS80E471MDNASQ□□	FP-2R5RE471M-S8□□-5K
		560	6.3×8	0.10	500	7	2	5600	RS80E561MDN1□□	FP-2R5RE561M-S8□□
		※560	6.3×8	0.10	500	7	2	5600	RS80E561MDNASQ□□	FP-2R5RE561M-S8□□-5K
		820	6.3×8	0.10	512	7	2	5600	RS80E821MDN1□□	FP-2R5RE821M-S8□□
		※820	6.3×8	0.10	512	7	2	5600	RS80E821MDNASQ□□	FP-2R5RE821M-S8□□-5K
4.0 (0G)	4.6	560	6.3×8	0.10	560	7	2	5000	RS80G561MDN1□□	FP-4R0RE561M-S8□□
		※560	6.3×8	0.10	560	7	2	5000	RS80G561MDNASQ□□	FP-4R0RE561M-S8□□-5K
6.3 (0J)	7.2	330	6.3×8	0.10	519	8	2	5000	RS80J331MDN1□□	FP-6R3RE331M-S8□□
		※330	6.3×8	0.10	519	8	2	5000	RS80J331MDNASQ□□	FP-6R3RE331M-S8□□-5K
		470	6.3×8	0.10	740	8	2	5000	RS80J471MDN1□□	FP-6R3RE471M-S8□□
		※470	6.3×8	0.10	740	8	2	5000	RS80J471MDNASQ□□	FP-6R3RE471M-S8□□-5K
		560	6.3×8	0.10	882	8	2	5000	RS80J561MDN1□□	FP-6R3RE561M-S8□□
		※560	6.3×8	0.10	882	8	2	5000	RS80J561MDNASQ□□	FP-6R3RE561M-S8□□-5K
16 (1C)	18.4	100	6.3×8	0.10	500	14	2	3800	RS81C101MDN1□□	FP-016RE101M-S8□□
		270	6.3×8	0.10	1296	15	2	3800	RS81C271MDN1□□	FP-016RE271M-S8□□
		※270	6.3×8	0.10	1296	15	2	3800	RS81C271MDNASQ□□	FP-016RE271M-S8□□-5K

※ : Load life 5000hours.

Frequency Characteristics (The frequency characteristics are typical and not a guaranteed value.)



- Taping specifications are given in page 26, 27.
- Please refer to page 3 for the minimum order quantity.