

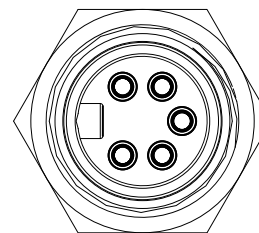
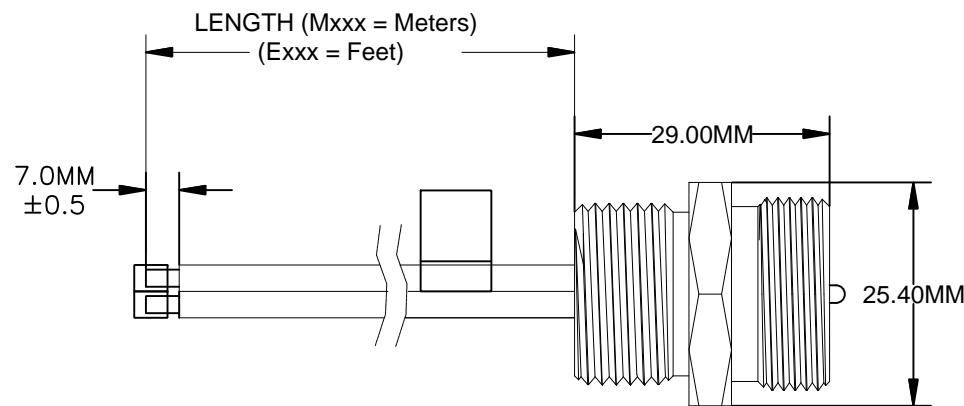
4

3

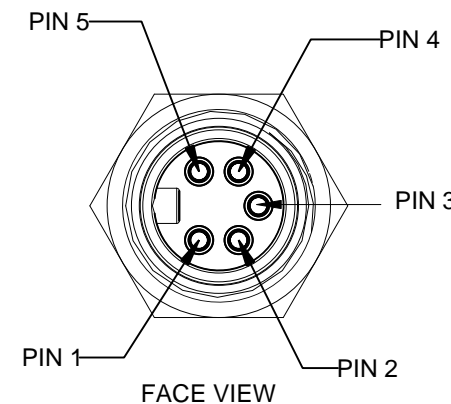
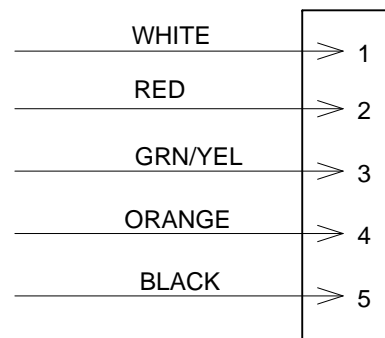
2

1

REVISIONS							
REV	ZONE	ECO	DESCRIPTION	DATE	BY	CHK	APPR
A1	-	-	TECHNICAL DATA SHEET RELEASE	08 OCT 15	JLAG	-	-



**WIRING DIAGRAM**



**TECHNICAL DATA:**

**1) MATERIALS:**

- COUPLING NUT: MACHINED ALUMINUM, ANODIZED
- INSULATION INSERT: THERMOPLASTIC, UL 94/V-0
- CONTACT: GOLD FLASH PLATING OVER COPPER ALLOY
- CABLE RATING: UL LISTED TYPE 1015, CSA CERTIFIED TYPE TEW, FT1 FLAME RATING, 600V, 105°C
- CABLE JACKET MATERIAL: PVC
- CONDUCTOR INSULATION: PVC
- NUMBER OF CONDUCTORS: (5) 16AWG

**2) ELECTRICAL DATA:**

- CURRENT (MAX): 8A
- VOLTAGE (MAX): 600V AC/DC
- INSULATION RESISTANCE (MIN): 5000M OHMS
- DIELECTRIC TEST VOLTAGE: 2200V

**3) MECHANICAL DATA:**

- TEMPERATURE RANGE: -20°C TO +105°C
- PROTECTION: IP67 (MATED CONDITION)
- MATING CYCLES: >500
- VIBRATION RESISTANCE PER MIL-STD-202 METHOD 204
- THERMAL SHOCK PER MIL-STD-202 METHOD 207
- 48 HOUR SALT SPRAY PER MIL-STD-202 METHOD 101

- 4) RoHS COMPLIANT
- 5) UL 2238 LISTED ASSEMBLY
- UL FILE NUMBERS: E224856

TOLERANCE	
0-2.99 M = +100.0/-25.0mm	0-9.99 FT = +4" / -1"
3-8.99 M = +150.0/-25.0mm	10.00-29.99 FT = +6" / -1"
9-14.99 M = +300.0/-25.0mm	30.00-49.99 FT = +12" / -1"
15-OVER M = +450.0/-25.0mm	50 FT-OVER = +18" / -1"

Risk of Electrical Shock  
Do Not Disconnect Under Load.  
Risque de chocs electriques  
Ne pas debrancher sous tension.

**WARNING**

QUANTITY	PART NUMBER	DESCRIPTION	ITEM
<b>MATERIALS LIST</b>			
UNLESS OTHERWISE SPECIFIED		<b>Amphenol</b>	
1) All dimensions are in metric(mm).		Sine Systems - www.sineco.com	
2) Tolerances are as follows:		44724 Morley Drive	
1 PL DEC ±0.30	Fractions ±1/64	Clinton Township, MI 48036	
2 PL DEC ±0.15	Angles ±1°	<b>MINIBOSS M22 (7/8"), 5 PIN, Male Receptacle, External threads, 16 AWG, UL1015, PVC Wire</b>	
3 PL DEC ±0.08			
3) Note reference =		SIZE	REVISION
MATERIAL SPECIFICATIONS:		<b>C-</b>	<b>MN51PW02</b>
PROCESS SPECIFICATIONS:		SCALE: HALF	<b>A1</b>
NEXT ASSY:		C-MN51PW02	SHEET 1 OF 1

TITLE: 5 PIN MINI, MALE RECP, METERS

DWG NO:

MNS1PW02MXX

REV: B3

SH: 1

OF: 1

4

3

2

1