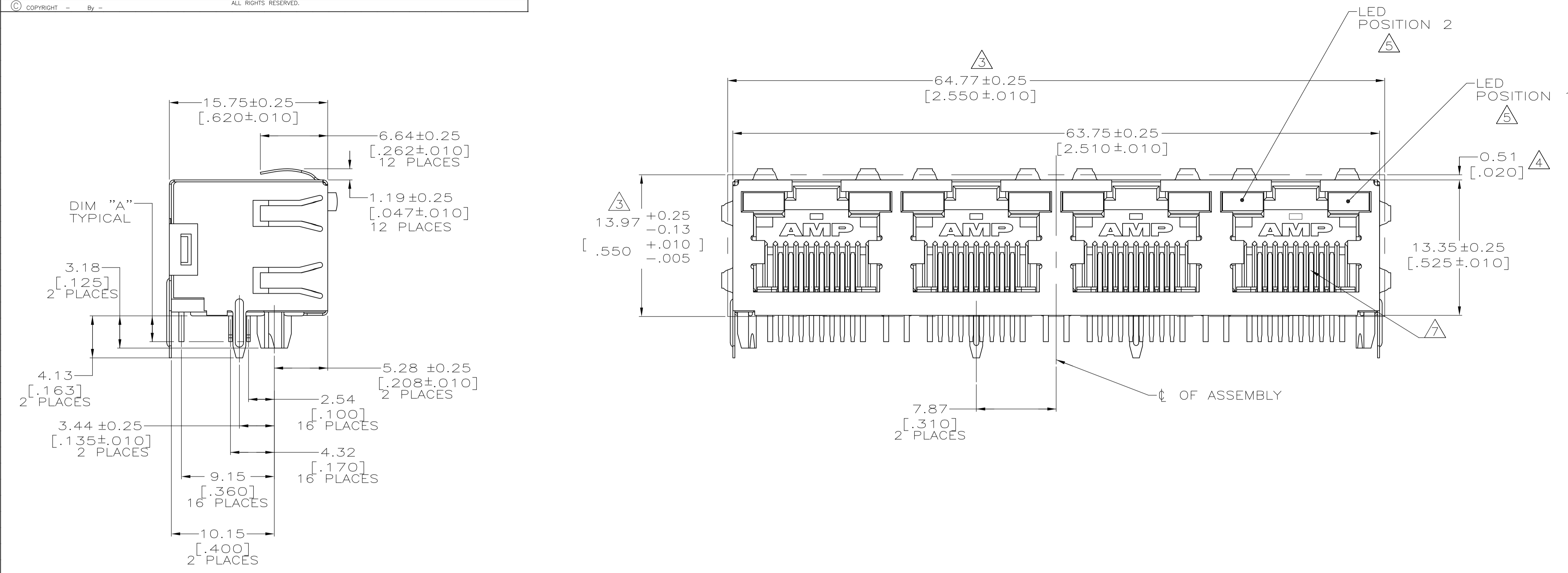
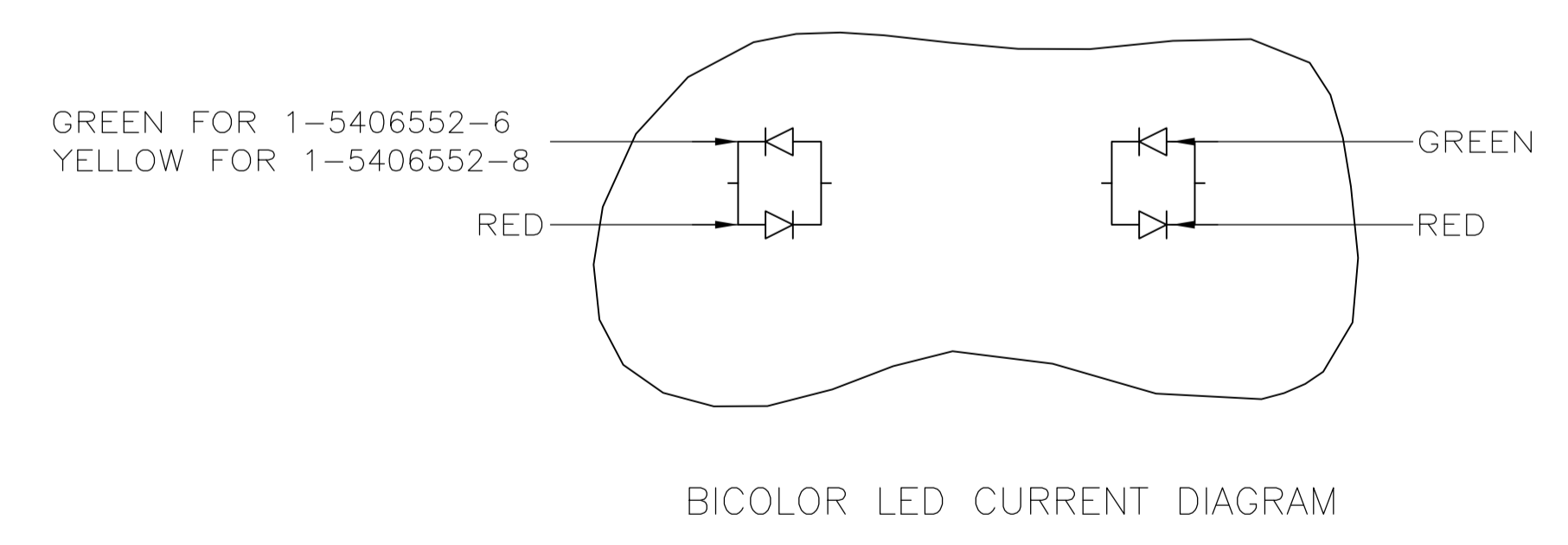
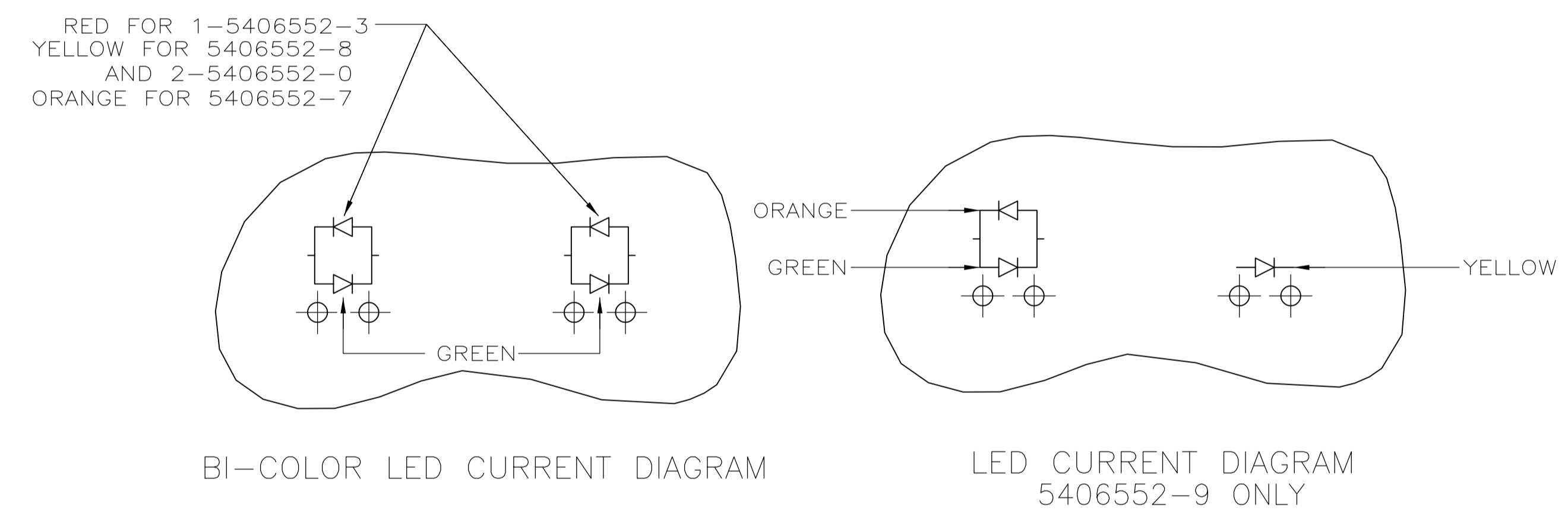


LOC	DIST	REVISIONS					
AA	00	REV	PER	DESCRIPTION	DATE	BY	APPV
F	REV PER	ECR-12-009596			26DEC2012	DZ	AC



- MATERIAL:**
HOUSING - HIGH TEMPERATURE THERMOPLASTIC, BLACK, UL94V-0.
TERMINALS - 0.36[.014] THICK PHOS BRONZE PLATED WITH 3.81µm[.000150] MINIMUM THICK MATTE TIN IN SOLDER AREA. 1.27µm[.000050] MINIMUM GOLD IN LOCALIZED PLATE AREA. ENTIRE TERMINAL PLATED WITH 1.27µm[.000050] MINIMUM THICK NICKEL.
SHIELD - 0.196[.0077] THICK COPPER ZINC ALLOY PREPLATED WITH 1.27µm[.000050] MINIMUM SATIN NICKEL WITH 2.03µm[.000080] MINIMUM TIN POST DIPPED ON PCB GROUND TABS.
LIGHT EMITTING DIODE (LED) - DIFFUSED EPOXY LENS, 0.51 x 0.51[.020 x .020] CARBON STEEL WIREFRAME LEADS PREPLATED WITH 8.89 µm THICK Sn/Cu OVER 2.03 µm THICK Ag OVER 1.02 µm THICK Cu OVER 3.56 µm THICK Ni OVER 1.02 µm THICK Cu UNDERPLATE
- JACK CAVITY CONFORMS TO FCC RULES AND REGULATIONS PART 68, SUBPART F.
- SUGGESTED PANEL OPENING DIMENSIONS.
- SUGGESTED CLEARANCE BETWEEN TOP OF CONNECTOR AND TOP PANEL OPENING.
- SEE TABLE FOR COLOR OF LEDS AND NUMBER REQUIRED.
- THIS MODULAR JACK WITH INTEGRATED LED IS NOT IR REFLOW SOLDERING PROCESS COMPATIBLE.
- CONTACT AREA LUBRICATED WITH BELLCORE APPROVED LUBRICANT. TECHNICAL REFERENCE GR-1217-CORE, ISSUE 1. NOVEMBER 1995. ONLY FOR 1-5406552-7
- THE PART IS PRELIMINARY
- OBSOLETE PARTS: OBSOLETE CIS STREAMLINING PER D.RENAUD/D.SINISI



INDICATOR COLOR FOR EACH HOUSING	INDICATOR COLOR FOR EACH HOUSING	PART NUMBER
	.132 GREEN/YELLOW	GREEN/YELLOW 2-5406552-0
	.146 RED/GREEN	RED/GREEN 1-5406552-9
	.100 RED/YELLOW	RED/GREEN 1-5406552-8
	.100 GREEN	- 1-5406552-7
	.126 RED/GREEN	RED/GREEN 1-5406552-6
	.100 SEE VIEW A (SHEET 2)	SEE VIEW A (SHEET 2) 1-5406552-5
	.100 RED	GREEN 1-5406552-4
	.100 GREEN/RED	GREEN/RED 1-5406552-3
	.120 GREEN	GREEN 1-5406552-1
	.100 GREEN/ORANGE	YELLOW 5406552-9
	.100 GREEN/YELLOW	GREEN/YELLOW 5406552-8
	.100 GREEN/ORANGE	GREEN/YELLOW 5406552-7
	OBSOLETE .100 YELLOW	YELLOW -5406552-6-
	.100 GREEN	GREEN 5406552-5
	.100 GREEN	YELLOW 5406552-4
	OBSOLETE .100 YELLOW	- -5406552-3-
	.100 -	GREEN 5406552-2
	.100 YELLOW	GREEN 5406552-1
	DIM A POSITION 2	POSITION 1
	SOLDERTAIL LENGTH	INDICATOR COLOR FOR EACH HOUSING PART NUMBER

THIS DRAWING IS A CONTROLLED DOCUMENT.

DIMENSIONS: mm

TOLERANCES UNLESS OTHERWISE SPECIFIED:

0 PLC	± -
1 PLC	± -
2 PLC	± 0.25[.01]
3 PLC	± 0.13[.005]
4 PLC	± -
ANGLES	± -

MATERIAL: SEE NOTE 1

FINISH: SEE NOTE 1

WEIGHT: -

CUSTOMER DRAWING

DIN: T. SPRINKLE/L.A. MAYER 10MAY2005

CHK: J. WESTMAN 10MAY2005

APVD: S. FLICKINGER 10MAY2005

NAME: INVERTED MODULAR JACK ASSEMBLY, 1X4, SHIELDED, PANEL GROUND, WITH LED

PRODUCT SPEC: 108-1163-4

APPLICATION SPEC: 114-2154

SIZE: A1

SCALE: 4:1

SHEET: 1 OF 2

REV: F

STE TE Connectivity

