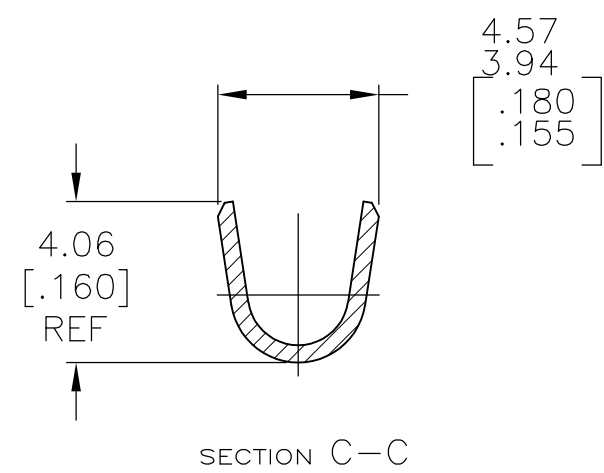
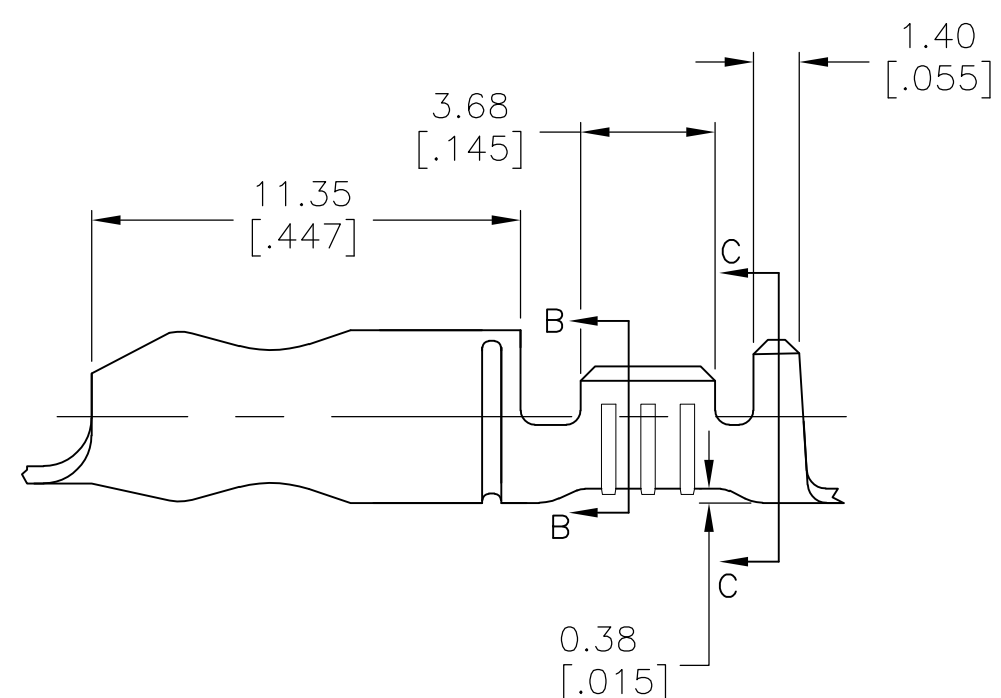
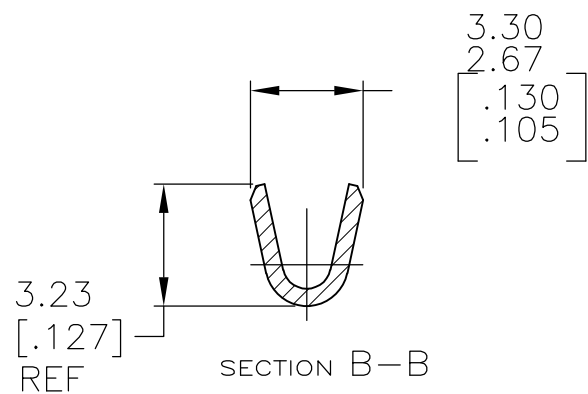
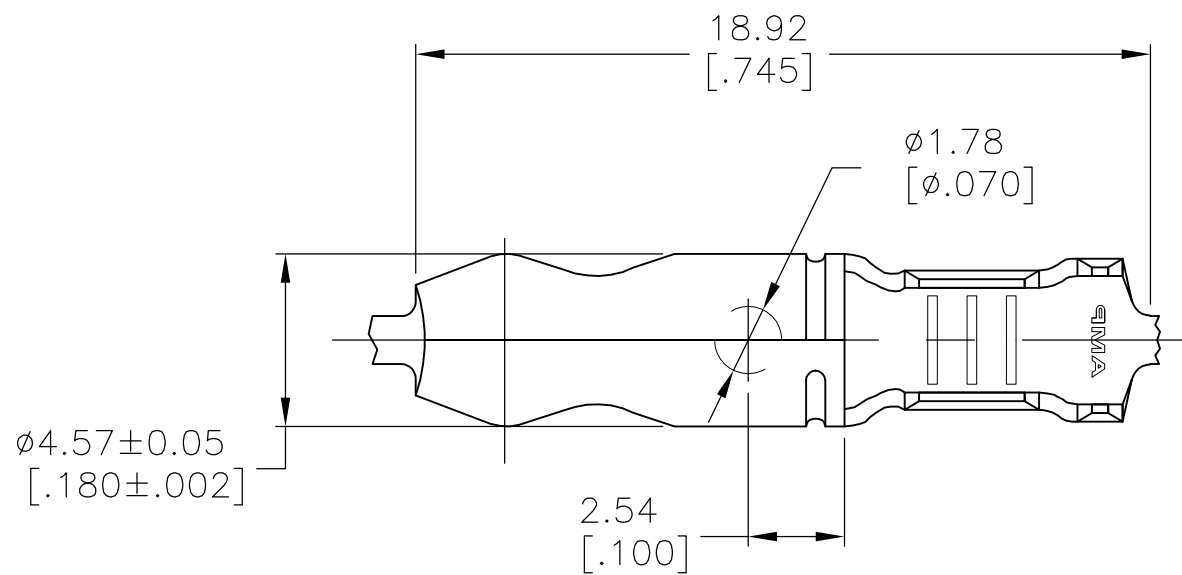


THIS DRAWING IS UNPUBLISHED. RELEASED FOR PUBLICATION
 © COPYRIGHT BY TYCO ELECTRONICS CORPORATION. ALL RIGHTS RESERVED.

LOC	DIST	REVISIONS					
		P	LTR	DESCRIPTION	DATE	DWN	APVD
AF	50		D1	ECR-07-026634 (REDRAWN IN AUTOCAD)	20NOV07	HMR	DD

- 1 CONTINUOUS STRIP ON REELS.
- 2 WIRE RANGE: 20-16 AWG
- 3 INSULATION RANGE: 2.29-3.18 [.090-.125] DIA.



OBSOLETE	TIN	505038-2
	NONE	505038-1
	FINISH	PART NO

THIS DRAWING IS A CONTROLLED DOCUMENT.		DWN RAGHAVENDRA 20NOV2007	Tyco Electronics Corporation Harrisburg, PA 17105-3608	
DIMENSIONS: mm [INCHES]	TOLERANCES UNLESS OTHERWISE SPECIFIED:	CHK D DECKER 20NOV2007	NAME	
	0 PLC ± -	APVD D DECKER 20NOV2007	.180 DIA. SHUR PLUG	
	1 PLC ± -	PRODUCT SPEC	-	
	2 PLC ± 0.38 [.015]	APPLICATION SPEC	-	
	3 PLC ± -	WEIGHT	-	
MATERIAL BRASS	FINISH SEE TABLE	SIZE A3	CAGE CODE 00779	DRAWING NO C-505038
		CUSTOMER DRAWING		RESTRICTED TO -
		SCALE 5:1	SHEET 1 OF 1	REV D1